

South Bay Quilters Guild

Volume XL, No 10, Established 1979
April 2019

President's Corner – Julie Limbach Jones

Spring began with a lot of activity last month: a fun day of sewing and sharing our love of quilting with others to celebrate National Quilting Day, a lot of energy and activity at our March meeting, and warmer weather has been a welcome change.

In April we begin some end of the year processes to get ready for the upcoming Guild year, and members are needed for input and to serve on committees. 2019-2020 budget process, 2020 Quilt Show committee formation, Board nominations, Philanthropy nominations and lifetime member nominations are underway or begin this month. Please read through the newsletter to see the details in each of these areas as well as how you can contribute. SCCQG's Meet the Teachers event is happening on April 13th in Carson which is like a mini quilt show. Listen to the teachers, browse their booths and give your input for our future Guild programs. If you can spare some time to help at the event, even just one hour, contact Karen Yarrow.

This month we'll have another "happy hour" before the Guild meeting begins, so be sure to come early. Also, we'll be having our annual Department of Children and Family Services collection for to collect items and gift cards for emergency backpacks. See the DCFS article for what is needed.

Now is the time to "spring" into a new project! What are you working on?

See you at Guild,

Julie

Next Guild Meeting:

April 16, 2019

St. Andrew's Presbyterian Church
301 Ave D, Redondo Beach

Doors open 6:00 pm
Happy Hour Demos at 6:15 and 6:30
Meeting starts at 6:45 pm

Speaker: Sandy Sutton

Lecture: Quintessentially American

Hospitality

Refreshments will be served at the guild meeting at 6:15pm.

If your last name begins with J through N, please bring a sweet or savory snack to share.

See's Fundraiser- April 17

Next Board Meeting:

May 7, 2019, 6:30 pm

Sam Levy Adult School
3420 W. 229th Pl.
Torrance, CA 90505

Table of Contents:

President's Corner	1	Membership	2	Patchwork Star	2	Parliamentarian	2
Sunshine and Shadows	2	Intraguild	3	Birthdays	3	Comfort Project / DCFS	4
SCCQG / Upcoming Events	5	Programs	5	Happy Hour	5	Workshops	6-7
Contact Information	7	Community Services	8	Quilts for Wounded Warriors	9	Read Me a Quilt	9
Dottie' Findings	10	Quilt Show 2020	11	See's Fundraiser	11	President's Thank You	11
Scrap Bag	12	Quilt Show 2019	12	Quilt Show Treasurer	13-14	Guild Treasurer	15
Advertising	16	BOM	17-18	Philanthropy Nomination	19	See's Fundraiser Flyer	20

Membership – Donna Bower & Linnea Olson

We are delighted to welcome three new members, Gloria Gould, PJ Kytlica, and Mariko Namimoto, who joined our Guild at the March meeting. Pick up a Directory Update at the April meeting for contact information on these new members as well as those who joined us in March. Look for these shiny new faces, introduce yourself, and help them find their way around the multiple opportunities and interests offered at our meetings.

Patchwork Star – Nancy Jengo

Our Patchwork Star this month is Kellie Rollo-Fireman. She was born in Torrance and still lives in Torrance. She has been in the guild for two years. When Kellie compared a Sun Bonnet Sue quilt that her grandmother had made her when she was four, with a quilt she bought for her bed, she saw the remarkable difference of the handmade one and said, "I can do this!" She has done it and we will see some examples of her journey at the next guild meeting.

Parliamentarian – Carol Berg

Thank you to the following members for volunteering to be on the Nominating Committee: Marie Cortez, Mary Shadbourne, Louise Davidson and Bea Savellano.

To all, think about your talents and experience and the things you are interested in doing. Do you have computer experience in Excel, Word or Quicken? Are you good at planning an event? Do you have experience with contracts? Would you like to serve on the Board? Do you like people? We would like to hear from you!!

We are seeking interested people for all Board positions (elected, appointed and auxiliary), but especially Vice President/Programs and Treasurer since these positions are termed out, as well as Quilt Show Chair 2021.

The office descriptions are in the Standing Rules and each officer has a notebook that outlines their duties. Please consider running for an office. It is possible to share a position with another person too. Let us know how you would like to serve. It is a wonderful opportunity to get to know guild members and see first hand how the guild operates.

If you have any questions you may contact me or any of the Nominating Committee Members.

Sunshine & Shadows

Gwen Brock is recovering from a car accident. Cards would be appreciated.

Intra-Guild – LaVerne Owen-Barakat and Carollee Schuegraf

At the March meeting we had the drawing for the Block-of-the-Month, “The Modern Cross Block, blocks”, and the winner was Liz Cleary. Congratulations Liz! She won 14 very fun blocks. Thank you to all members who participated and entered their blocks.

Block-of-the-Month due in April, is the Leaf! All sorts of leaves! The pattern is on our website under Intra-Guild, Members Only as well as at the end of the newsletter. We hope you will make at least one block. We have included a photo of a few samples. We hope we will have even more members participate this month.

They can be appliqued, pieced, paper pieced, embroidered, string pieced, or any other idea you would like to use to make the blocks. We would like them

9 1/2” unfinished size. Fabric should be any light or medium gray for background and any modern color/pattern for the leaf. Please be sure to keep the edges of your leaves well within the 1/4” seam allowance around the block so that they are not cut off when the BOM winner incorporates them into his/her quilt.

The Block-of-the-Month for May will be “Modern Half-Square Triangles. If you wish to make blocks ahead, the pattern is on our Website, under IntraGuild.

Block-of-the-Month are opportunities to learn a new technique, try a new design/pattern, and play with different fabrics and colors. Each month we will supply a pattern for a block and provide guidelines for color and fabric. You may make up to five blocks for one chance per block to win all of the blocks turned in for the drawing at the guild meeting. You might want to make one block for the drawing and one block of your choice of color to keep. Use a color scheme of your choice for the keeper and have a “ready-to-go” Modern quilt project at the end of the guild year.

Happy Birthdays!

Bonnie Winters	4/3	Ann Sadler	4/17
Helen Lu	4/10	Raylene Christmas	4/25
Mary Simon	4/16	Pat Bryan	4/26
Janet Akman	4/17	Kathy Carlen	4/26

Save the Date- SBQG Fashion Show

Carollee Schuegraf is organizing this year’s Tea/40th Anniversary SBQG Fashion Show. It will be Saturday, September 21, 2019. Mark it in your calendars now!

The Comfort Project – Mary Shadbourne

Mary Shadbourne 310.612.4180 talk/text

The Comfort Project is a guild-wide effort to provide small lap quilts to people of all ages throughout the South Bay. In addition, we deliver holiday stockings and toiletries for those at risk. Stop by our table during a guild meeting and find out how you can help—we'd love to put you to work. Inquire about the Quilt Posse and consider signing up to participate in daytime mini work parties designed to further our mission.

SWEATSHOP NEWS

There will be NO SWEATSHOP in April. It will be spring break for Torrance Unified School District, so Levy School will be closed, too. Make your plans now to attend Sweatshop in May. Ink it in – Second Tuesday, May 14, 2019, 7-9p.

SILENT AUCTION INFORMATION

Check the guild web site <http://www.southbayquiltersguild.org> for Silent Auction items preview and descriptions. If you wish to bid on an item, but are unable to attend the meeting, let me know what your top bid would be and I will bid on your behalf. April auction ends at the end of the break at the general guild meeting. Happy bidding!

DCFS – Pam Overton and Janet Akman

It's April . . . Time to go shopping for the kids in DCFS! We do a great job of supporting the kids in foster care through CASA with our Read-Me-A Quilts, but this once a year project for DCFS helps the kids that are just entering the system. These children, because of domestic violence or unsafe conditions, often leave their homes with just the clothes on their backs. Our contributions help improve the quality of life for these children and families. Last year when we turned in the items that were collected, they were most appreciative. In particular they were happy to see over \$700 in gift cards. In recent years their biggest need has been for pre-teen and teen children. As we did last year, this year we would like to focus on gift cards from Target, Kohl's, Walmart, Ralphs, Vons, or ?? We'll have a basket available at the April meeting where you can deposit your gift card donations. Can't resist buying a few clothing items or ?? while you're out shopping? Here's the list of items that are most needed.

Ages 0-2 Baby clothes, onesies, blanket, age appropriate toys. Gift card.

Ages 3-5 Kids cups, pull-ups, toddler clothes (including socks, shoes, underwear, pajamas), age appropriate toys. Gift card.

Ages 6-8 Clothes, shoes, socks, underwear (boys seem to prefer boxers), pajamas, sweats (pants and shirts), jeans, shirt, jacket. Gift card.

We always go home with lots and lots of donations. If you would like to help us sort and inventory the donations, please contact Pam or Janet. We can always use more helpers. We usually try to do this later in the week after the guild meeting.

Questions? Contact Janet Akman or Pam Overton

SCCQG Representative – Carol Thomas

Volunteers needed for **Meet the Teachers** on Saturday, April 13, 2019.

Karen Yarrow and Sharon Amos are organizing the **Meet the Teachers** event again this year as SBQG is hosting the event for the Southern California Council of Quilt Guilds. Please contact Karen Yarrow (310) 918-4006 to volunteer at this fun event. We need people to help with set-up, take-down, passing out lunches to teachers, and booth sitting for the visiting quilting instructors while they make presentations. The event is taking place at the Carson Community Center and help is needed between 7:30 am and 2:00 pm. Parking is available – just follow the signs. We'll take any amount of time (one hour or more) that you are willing to contribute. You will enjoy visiting the various booths to see what the teachers have to offer, so please sign up!!!

Programs – Melanie Dreike

April brings us a special treat. Sandy Sutton is our speaker and her presentation is entitled Quintessentially American.

Sandy Sutton has been collecting quilts since her grandmother gave her one in the early 1970's, and the oldest quilt in her collection dates to the 18th Century. Please prepare for a great evening as Sandy shares her extensive collection of red and green quilts from the mid 19th Century as well as her interpretation of quilting history.

To further her knowledge, Sandy is a member of the American Quilt Study Group as well as a local study group call Repiecers. She has taken quilt appraisal and restoration classes and during the past several years has participated in textile tours of Europe, England, Wales and India. She is a longstanding member of Flying Geese Quilt Guild and has held many positions. She has curated antique quilt exhibits at Road to California and at the Flying Geese Quilt Guild. She is currently the President of the local Repiecer Quilt Study Group.

Happy Hour – Melanie Dreike

We would like to say thank you to our talented members Alexandra Tsubota and Pam Overton for sharing their skills of squaring up blocks and how to layer a quilt for quilting. Thank you to all of our presenters thus far. In April we have another Happy Hour presentation, Carol Berg will be showing you how to make the lovely flowers she made for the board this year. Please join us at 6:15 and again at 6:30.

Workshops – Sue Glass

Workshop Chair: Sue Glass 310-372-3945 Sue.glass@verizon.net

Do you have friends in other guilds who might like to take our workshops? We are waiving the extra fee for members of other guilds for the March/April and May classes. Sign up now!



*****April 20, 2019 Special Added Class:
“Get to Know Your Featherweight”**

Lloyd Askew and his handy helpers will visit us for a workshop on how to use and care for your featherweight sewing machine. They will demonstrate how to open, clean, oil and maintain these wonderful workhorses. You will work on your own machine under their guidance.

Class Fee: \$45 for all guild members, \$55 for others
(Don Knabe Community Meeting Room, Lomita Library)



May 21/22, 2019 – Karen Kay Buckley
(Nakano Theater, Torrance Cultural Arts Center)

May 21st “Fiesta Mexico Block Three with Border”- Hand Applique
(This class is the same day as our May guild meeting.) **SOLD OUT** – taking names for the wait list. Call Sue!

May 22nd “Circles Squared”- Machine Applique

The fee is \$65 per class for of any guild/\$75 for others. There is also a supply fee for each class.



These additional classes are now open for registration. Remember we must have your payment to add you to the class list. We take Checks, Cash, or Credit Cards (at guild only).



August 21, 2019 – Dora Cary “Beads on a String”

In this class you will make a beautiful, modern quilt by just using your scraps and some muslin. This quilt goes together fast with large blocks and fast piecing. **Techniques taught in class:** foundation paper piecing, string piecing, and an easy trapunto technique.

\$50 fee for SBQG Members/\$60 for all others. \$10 pattern fee

Workshops – Continued



September 18, 2019 - Gina Siembieda
"SUPERIOR THREADOLOGY"

In this interactive, hands-on workshop you will have the opportunity to explore and use a wide variety of Superior Threads on **your** sewing machine. The class kit includes thread and premade fabric sandwiches. \$50 fee for SBQG Members/\$60 for all others. \$20 Kit Fee



October 16, 2019 – Kimberly Einmo
Kimberly’s most popular class! All it takes are 40 – 2½” strips from a purchased precut bundle or strips cut from your own stash, plus one background fabric and the diamond design possibilities are practically endless! Kimberly will teach you how to strip-piece and cut diamond building blocks from strips using her EZ Jelly Roll Ruler or new Precision Precuts Ruler with no “Y” or set-in seams.
\$50 fee for SBQG Members/\$60 for all others.

Contact Information

The full list of officers can be found on our website at <http://www.southbayquiltersguild.org/officers.html>

Here are a few of the e-mails you can use to contact officers-

- President- president@southbayquiltersguild.org
- Vice President- vicepresident@southbayquiltersguild.org
- Membership- membership@southbayquiltersguild.org
- Quilt Show Chair- quiltshow@southbayquiltersguild.org

- Reminders for the Guild Meetings**
- * Your Badge
 - * Your Show and Tell Items
 - * Your Read Me a Quilt and/or Wounded Warrior Quilt Donations
 - * Finished Comfort Quilt tops or tied quilts
 - * Your donation to St. Andrews Food Panty (Fruit & meat canned goods)
 - * Bring your checkbook or your credit card to pay for workshops
 - * Bring a little cash to cover library raffle tickets.

Community Services – Nadine Kirk & Jennifer Briggs

Fire Survivors: We are continuing our projects for fire survivors. From the batik strips that were donated by Private Source Quilting, we have delivered eight completed quilts (six to Honey Run Quilters in Chico for the Paradise/Camp fire survivors, two to The Quilter's Sew-ciety of Redding, Inc. for the Redding/Carr fire survivors and four to the Malibu/Woolsey fire survivors). We have been provided with a contact person who is distributing quilts to the survivors of the Woolsey/Malibu fire, and plan to donate the remaining four batik quilts, which are now finished (with pillowcases) to them. At the March Guild meeting we received two additional quilts, from Janet Coggins and Private Source Quilting, which were included in the donation.

Current projects:

- Please turn in completed pillowcases at the April Guild meeting. The completed pillowcases will be sent to Northern California fire survivors and first responders. A link to a tutorial video to make pillowcases using the "hot dog/roll up method" is posted on the Members Only/Community Services page on the Guild website (You Tube, The Crafty Gemini, "How to make a Pillowcase- Burrito/Sausage/Roll Up Method". <https://youtu.be/TAomYjHzUQk>)
- We will have more kits of flannel strips to make baby quilts available at the April Guild meeting; there is no time limit on when these quilts can be turned in.
- Baby blankets for the Department of Children's Services may be turned in at the April Guild meeting.

Other charity opportunities:

Days For Girls. International effort to provide kits and menstrual health education for women all over the world (now one million girls and women in 116 countries). Many women and girls are restricted in their lives because they have no way of managing their menstrual cycle. Check it out: www.daysforgirls.org -- and there is a TEDx talk, Celeste Mergens at TEDxBellingham. Also, check Netflix for the 26-minute documentary, "Period, End of Sentence," which won an Academy Award in 2019.

Thank you for all that you do to help those in need, it is much appreciated!

Philanthropy Nominations: LAST CALL! Each year we ask our members to nominate local charities that will be considered for philanthropy awards from the Guild budget. Nominated charities are not restricted exclusively to the South Bay area, but we do encourage members to consider charities that support our local communities and those where our members reside.

Nominations will be accepted to the close of the April guild meeting. The Philanthropy Nomination form is posted in the Member's Only section of our website, and is attached to this newsletter. As required by our Guild bylaws, nominated charities must be IRS-designated non-profit organizations. Members who wish to submit a nomination must provide the completed Philanthropy Nomination form **and provide either of the following with their form:** a copy of the organization's IRS letter of designation **or** their tax ID number.

In order to be accepted for consideration, the completed Philanthropy Nomination form **must also include the following information**, which is highlighted on the form:

- The name of a contact at the organization, their address, telephone, and e-mail address (if possible). This information is used by the Guild treasurer in reporting Guild donations to the IRS and the state.
- A description of what the charity does for the community and how donated funds will be used.

We will compile a list of the nominated charity organizations, along with a description of their activities, for review by the Board and inclusion in the May newsletter. The membership will vote on the nominated charities at the May Guild meeting, and the voting results will be presented to the Board at the June Board meeting. At that time, the Board will review the voting results and determine which charity(ies) will receive funds from the Guild budget. If multiple charities are selected, the philanthropy budget (as determined at the May Board and Guild meetings) will be allocated by the Board based on the voting preferences of the Guild. The Board's recommendation will be presented to the Guild at the June meeting and the Guild will vote on the final award amounts.

Please send completed Philanthropy Nomination forms to nadinekirk@socal.rr.com and hermosabriggs@gmail.com, or turn them in to Jenifer or Nadine at the April Guild meeting. Contact either if you have any questions, and thank you.

Quilts for Wounded Warriors

Arlene Zobrist 310-543-5302

We sent 13 quilts to Bagram last month, and have already received a thank you note for this quilt which was in that shipment. It was made by Dolores Wagner and she brought it to our quilt show in February. We got the following email from LTC James Mahoney:

"I am currently being medevaced from Afghanistan and I received one of your quilts at Craig Hospital in Bagram. The quilt says it was made by Dolores Wagner Feb 2018, quilted by Bears Quilt Shop. It is very nice and very cheery, and I am thrilled to have it. It is somewhat patriotic and somewhat bright. I was blown up in 2011 and had a traumatic brain injury, and this deployment I seem to have reinjured it and am heading to Germany for more tests. It looks like I will probably retire because of this, so that is kind of a bummer. I did want to let you know your quilt found a happy home, although it took some time. Tell Dolores thank you and it is great what your group does. It is nice people still care. It's an awesome thing you do. It was a huge morale boost for me. Thank you very much."

Requirements:

Size: 48" by 78" (stretcher size)

All cotton (including batting, 80/20 acceptable)

Appropriate patriotic theme/design

Optional: Pillowcase, 20"x30", coordinating fabric



Read Me a Quilt- Julie Maas, Founder

We received nine quilts and books at the March Guild meeting! On behalf of Julie and the CASA team, many thanks to Lucia Petrarca (4 quilts and books), Pat Bryan (3 quilts and books), Jenifer Briggs (1 quilt and 3 books), and our newest member, Gloria Gould (1 quilt, with book provided from the RMAQ library). The quilts will be much appreciated by CASA and the foster children in the program.

CASA's clients include a range from very young children to those up to the age of 21. For anyone who is looking for inspiration for a book to donate with a quilt, please check the Guild website (Community Services) for a list of donated books that are available for you to use. There is also a list of books that are suitable for the older children in the program. Suggested sizes for quilts range from 40 x 60 (large enough for children to wrap around themselves), to lap/twin size for those who are older and getting ready to live on their own. Pillowcases are also welcome.

Our CASA rep has let us know that they have enough quilts for younger children right now, and she confirmed: **"What we do need are quilts for teenagers (both boys and girls)."** It would be much appreciated if you can keep this in mind when you are planning your next RMAQ. Thank you for your continued hard work, generosity and support of CASA/RMAQ. The gift of a warm quilt, and a book to curl up with, is invaluable for the foster children in the CASA program.

Please contact Nadine Kirk for more detailed information, or any help, at:
nadinekirk@socal.rr.com or 310/328-6552 (home) or 310/730-3402 (cell).

April Findings by Dottie Daybell

1. Elizabeth Eastmond is recovering from shoulder surgery, and has been wandering through Instagram. She found some inspiring images:

<https://opquilt.com/2019/02/04/art-muses-art-musings/>

2. WW BOM I searched and couldn't find a source or pattern for this 16-Patch Star block, but it's easy to analyze. Perhaps this blogger invented it. I like the off-center stars. Make each block from scraps of the same color, but make only red, blue or gold blocks.

<http://scrapboxquilts.blogspot.com/2013/09/16-patch-star-quilt.html>

This is a large 16-inch finished block, made from 4.5" cut squares. The folded-corner star points are made from 2.5" cut squares stitched on the diagonal. If you want to cut triangles for the corners, I leave the dimensions as an exercise for the student! To make a 12" block, cut 3.5" squares, and cut 2" white squares for the points. The 16" blocks would be set 3 x 5; 12" blocks set 4 x 6, plus an extra row of squares (or a 3" finished strip) at both top and bottom to get the 78" length.

This quilt was made in 2013 for the annual Rainbow Scrap Challenge. If you're curious about the challenge, go here:

<https://superscrappy.blogspot.com/p/rsc19.html>

3. The Seattle Modern Quilt Guild made a very nice Giving Quilt for 2018: Improv Dresden. The first page has photos of the finished quilt; the second is a tutorial on how to make the blocks. It is an improv quilt, but there's actually quite a bit of control in the process.

<https://feelincrafty.wordpress.com/2019/02/12/seattle-modern-quilt-giving-quiltcon-quilt-for-2018/>

<https://seattlemodernquiltguild.com/2017/08/13/2018-quiltcon-charity-quilt-improv-dresdens/>

And just look at their 2019 quilt!

<https://feelincrafty.wordpress.com/2019/02/22/seattle-modern-quilt-giving-quiltcon-quilt-for-2019/>

4. I recently came across Lynn Dykstra's series of scrap quilts using prints as the backgrounds. She started in 2015, trying to use up fabric before moving. She must have moved by now, but is still making them. This link collects all her posts with the label "Solids on Prints Series". They're in reverse order, so you sometimes see the finished quilt before its beginning blocks. She has brief instructions for most of them. Keep clicking Older Posts at the bottom to go back in time.

<https://kleinmeisjequilts.blogspot.com/search/label/solids%20on%20prints%20series>



SBQG 2020 Quilt Show

The 2020 Opportunity Quilt is at the long-armer and we hope to have it ready for display at Meet the Teachers on April 13. Thank you so much to everyone that sent in suggestions for the name of the quilt! You actually made our job more difficult as there were so many really good ones. In the end, we chose 'Garden Path'. We're really excited to debut it at the 'Meet The Teachers' event on April 13th. We hope you can come out and see it, but if not, we will have it at the next guild meeting. We could use a few more volunteers to help

sell Opportunity Quilt Tickets for an hour or two at the 'Meet The Teachers' event; please let Alex or Donna know if you can help.

By the time you read this, we hope to have had our first quilt show meeting for 2020 (depending on when the newsletter editor finishes the updates and gets it out for distribution ☺). We are sure we will still be looking for people to serve in many varied tasks on the Quilt Show Committee. There are all sorts of jobs from small to large and before and during the show. Your quilt show chairs would gratefully accept any and all volunteers!

Be on the lookout for the Quilt Show theme, and a fun challenge for next year's show, coming soon!
Alex Tsubota and Donna Bowker, 2020 Quilt Show Co-Chairs

See's Fundraiser

Our December event was so successful, we're having another **See's fundraiser, Wednesday, April 17th**. If you need some sweet treats for either Easter or Mother's Day, SBQG will receive a portion of purchases made (except gift cards) from 9:30-11:30am and 4:00-6:00pm at the corporate store 22724 Hawthorne Blvd, Torrance, CA 90505 (a little south of Sepulveda). A flyer is attached to this newsletter, The flyer is required for SBQG to receive the 10% credit. Please pass it out to all your friends, family and neighbors!

President's Thank You

It is time to say thank you!!!!

It is time to say thank you to our president, Julie Limbach Jones. Please come to the Programs/Workshop Table to see what we will be doing to say thank you. As this is Julie's second term as president we will be making blocks. We have all kinds of blocks to make. We are on a short timeline as June is right around the corner. Please come see us at guild or call/email Melanie to get a block.

Scrap Bag

Fran McInerny of Calabasas is selling her mother's Babylock Esante E2 sewing/embroidery machine. Purchased 7 years ago for \$4,700, it includes all the accessories plus monogramming card. It has barely been used and needs a new home. Contact her at franmcinemey@gmail.com if interested.

2019 Quilt Show Wrap Up

This year's quilt show was blessed with sunshine despite a week of rain that preceded the weekend. The various attractive and inspiring quilts that the members entered were a joy to behold. I encourage every member next year to enter at least one quilt. This is the perfect avenue to showcase the multi-talented artists in our guild. Many positive comments were heard as visitors strolled through the aisles. The numerous techniques that members used to visual their idea of "Begin with Blue..." challenge was intriguing. Once again, the Auction quilts were unique and remarkable, showcasing the varied styles of quilting of their makers. Thank you to each person who created these treasures to catch the eyes of our bidders. The wide range of appealing Raffle Baskets were exciting to view. Thank you to all who either donated a basket full of "goodies" or items to fill a basket. The Opportunity Quilt – "Jovial French Bluebirds" – was won by a member of the Flying Geese Guild.

At the February meeting, we announced the Viewer's Choice Ribbon winners. Walking into our meeting room and seeing all their quilts hung around the room was breath-taking. There were even new members and first-time winning members who took home a ribbon or two. The winner's names and quilts are posted online for those of you unable to attend the meeting.

The updated consignment booth was a winning success with even more members selling quilts of all kinds. A huge thank you to the workers who lent a hand to help organize and sell the quilts. Now these members have funds to buy more fabric. As always, our vendors had so many items that appealed to our creative spirit that results in even more quilts being fabricated. Perhaps a few will end up in future quilt shows.

To paraphrase an old expression, it takes many hands to make a quilt show possible. This year, the committee was comprised of returning members plus several new ones. A gigantic thank you to all who donated time, talent, and energy to make this show bloom into a showcase of delectable quilts!! Being a part of the quilt show team is rewarding and an engaging way to get to know fellow members. Donna and Alex are ready to meet you and find an area that uses the talents you have to offer. As the 2019 Quilt Show Chair, I appreciate everyone's help this year who stepped forward to make this show succeed. Thank you to all!!!!

2019 Quilt Show Treasurer's Report – Nancy Payne

		2015 Actuals	2016 Actuals	2017 Actuals	2018 Actuals	2019 Budget	2019 Actuals
Income							
	Acquisitions Income	0	0				27.85
	Admissions	6,628	7042	6762	8285.00	7000	6747
	Presale Admissions		552	546	0	0	
	Auction						
	Sales	2,136	3876.5	3310.35	4872.21	3800	2763.19
	Sales tax		13.5	297.9	472.24	350	263.15
	Consignment			0			
	Sales				2667.59	2500	2204.06
	Sales Tax				259.99	250	292.03
	Donation				3.88		150
	DVDs						
	Sales	110	5	120	13.70	100	54.79
	Sales Tax				1.30	10	5.21
	Interest Income	1	0.57	0.18			
	Library Sale		646.75		0		
	Miscellaneous Income		11.47	201			0.31
	Opportunity Quilt Ticket Sales	3,724	4963	3825	6073.5	4500	3882
	Pattern Sale						
	Sales				894.98		
	Sales Tax				85.02		
	Opportunity Sales for Sewing Machine			1192	0		
	Pins	277	348	352			
	Sales				326.94	300	76.71
	Sales Tax				31.06		7.29
	Raffle Baskets Income	1,750	1427	1338	1939.00	1500	1630
	Vendors	8,510	6385	7664.99	7095.00	6741	6152
	Cash Box Money	5,610	5603	5700	5540.00	5540	5640
	Loan from Guild	3,000	3000	5500	5000.00	5000	3000
	Total Income	32,023	33873.79	36809.42	43561.41	37591	32895.59
			-	-	-	-	
Expense							
	Acquisitions	394	586.24	532.3	520.19	600	351.37
	Auction Expense	369	346.51	345.08	188.33	200	135.74
	Bank Fees	103	22.03				25.89
	City License	78	78	78	0	80	84
	Community Service/Education	0	0			50	
	Consignment members sales	0			2180.00	2000	1417.55

	DVDs			0		164.32	175	
	Entrance		195	86.13		10.00	50	
	Facilities		7,683	8152	8104	8285.00	8949	9144
	Food		222	221.82	245.44	260.75	350	461.32
	Hanging		131	134.75		165.03	200	
	Loan from Guild - repay		26	3000	5500	5000.00	5000	3000
	Misc Expense		367	8.71		107.21	100	
	Opp Quilt Tickets		301	307.28	429.79	295.38	325	394.43
	Opportunity Quilt		0	407.39	435.13	426.46	500	363.1
	Opportunity Quilt Following Year			0	96.36	53.96	100	
	Oppor. Sewing Machine Tickets				126.49	0		
	Pattern Expense					601.76		
	Pins Expense		441	434.19	504.68	531.84	550	
	Pipe & Drape		2,645	2630	2430	2495.00	2600	3118
	Programs		591	395.49	291.89	399.02	450	485.97
	Publicity		923	926.01	1062.11	787.34	1000	490.76
	Raffle Baskets		162	92.65	78.09	117.22	125	
	Sales Tax pin,DVD,pattern,auction,consign		176	14	297.9	849.61	850	567.68
	Security		400	640	700			
		on site		240		300.00	300	300
		evening		400		450.00	450	450
	Signs		103	111.83	42.92	223.41	200	
	Staffing/White Glove		13	0			50	
	Vendor Expenses		151	158.65	98.3	97.29	150	153.69
	Vendor Refunds			100	50	0		
	Cash Box Money		5,610	5603	5700	5540.00	5540	5640
	Total Expense		21,084	25,096.68	<u>27,148.48</u>	<u>30049.12</u>	<u>30944</u>	<u>26583.5</u>
	Net Income		10,939	8,777.11	9,660.94	13512.29	6647	6312.09

SBQG Treasurer – Pam Overton

March 2019

Ordinary Income/Expense

Income

Advertising	50.00	
Book Sales	100.00	
Community Service Donations	127.25	
Disaster Relief Fund	468.60	\$ from See's Fund Raising Event
Guest Fees	15.00	
Interest Income	0.08	
Membership Dues	79.45	
Programs/workshops		
Workshop Fees		
Programs/Workshops - Oct 2019	247.24	
Workshop - May 21 2019	323.21	
Workshops - April 2019	669.06	
workshops - Aug 21, 2019	100.00	
Workshops - Mar 2019	198.62	
workshops - May 22 2019	451.42	
Workshops - Sept 2019	<u>345.88</u>	
Total Workshop Fees	<u>2,335.43</u>	
Total Programs/workshops	2,335.43	
Quilt show facility dep refund	<u>1,000.00</u>	Refund from 2019 Quilt Show

Total Income

4,175.81

Gross Profit

4,175.81

Expense

Contributions		
Memorial Donations	<u>100.00</u>	
Total Contributions	100.00	
Insurance	25.00	
Newsletter	232.14	
Opp Quilt Supplies	270.89	
Postage/Delivery	94.47	
Printing/Copies	14.38	
Programs / Workshops		
miscellaneous (meals, etc.)	30.00	
Speaker Fees	375.00	
Speaker Travel	228.69	
Teachers-Workshop	600.00	
Workshop Refund	85.00	
Workshop Room Rental	<u>943.00</u>	
Total Programs / Workshops	2,261.69	
Room Rental	300.00	
Travel	55.00	Re-issue refund check to Burch
Website	<u>16.00</u>	

Total Expense

3,369.57

Net Ordinary Income

806.24

Net Income

806.24

The Traveling Quilters

P.O. Box 3214, Manhattan Beach, CA 90266
A Tour Service for Quilters!

- Mystery Trip – April 6, 2019
- Temecula Quilt-Away Retreat – April 29-May 2, 2019
- 2019 Quilt Adventure – Exploring Mid America - SOLDOUT – Taking names for the wait list

Check out our website at www.travelingquilters.com.
To join our mailing list, just send us an e-mail:
pam@travelingquilters.com



AccuQuilt GO!® Presentation at AAA Sewing & Fabric

CUT TIME. QUILT MORE.

60% FASTER

JOIN US!
You'll Learn to:

- Save time cutting fabric
- Save time sewing by getting accurate cuts everytime
- Save money by using up your stash!

GO!

accuquilt

CUT USING ROTARY CUTTER CUT USING GO! CUTTER

Mon. Dec 10: 10a – Noon or 2p – 4pm
OR Tues. Dec 11: 10a – Noon

Fee: \$10 per class \$10 coupon upon arrival for GO! product

Call the shop to reserve your spot today!



AAA Sewing and Fabric
2365 Pacific Coast Hwy
Lomita, CA 90717
(310) 257-1744
www.aasewingandfabric.com

M + L Fabric Discount Store

3430 W. Ball Road
Anaheim, CA 92804
mandlfabricdiscountstore.com

Jenny's Fabric Discount Store

8984 Warner Avenue
Fountain Valley, CA 92708



Barbara Dacy
Liberty Quilting
Professional Longarm Quilting
760-525-1661
LibertyQ4U@gmail.com

SEWING ARTS CENTER

ESTD 1953

3330 Pico Blvd., Santa Monica 90405
310-450-4300
www.SewingArts.com
ContactUs@SewingArts.com

If you were here, you'd be sewing!

Intra-guild SBQG Block of the Month (BOM) due April 2019 Modern Flare Leaf

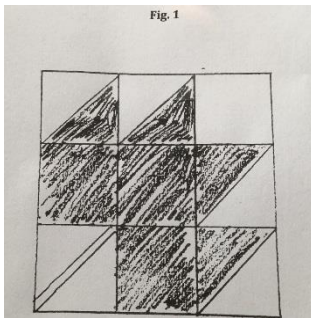
For the March BOM, due at the April guild meeting, we would like to have leaves of all sorts. They can be appliqued, pieced, paper pieced, embroidered, string pieced, or any other idea you would like to use to make the blocks. We would like them in 9 1/2" unfinished size. Fabric should be any light or medium gray for background and any modern color/pattern for the leaf. Please be sure to keep the edges of your leaves well within the 1/4" seam allowance around the block so that they are not cut off when the BOM winner incorporates them into his/her quilt.

For convenience, one maple leaf pattern is included here and a photo of a sample, as well a one photo of a string-pieced leaf, free-form cut, machine-appliqued onto a gray background. For fun and enjoyment, let your creative self play with an idea and make your own modern flare leaf design.

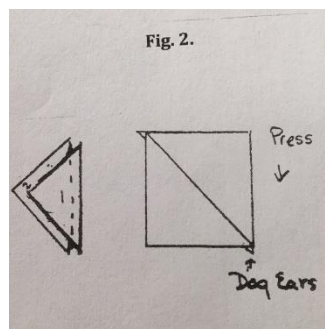
Maple Leaf with a Modern Flare Pattern/Instructions

Guidelines:

1. Fabric 1: Use any gray for the background fabric.
 - a. cut one (1) 3 1/2" square
 - b. cut three (3) 3 7/8" squares cut in half on the diagonal
2. Fabric 2: Use any modern fabric color or pattern for the leaf.
 - a. cut three (3) 3 1/2" squares
 - b. cut two (2) 3 7/8" squares, cut in half on the diagonal
3. Fabric 3: For the stem, use any color to coordinate fabrics 1 and 2.
 - a. cut one (1) 3/4" by 6" rectangle.
4. For the stem square, sew a background triangle to each long side of the stem. Trim the block to 3 1/2".
5. Sew together as shown in Fig. 1.



Quilting 101: A half-square triangle is a square made of 2 triangles. One way to make a half-square triangle is to cut a square 3/8" larger than the desired half-square triangle out of two fabrics, then cut them on the diagonal. (If the half square triangle is to be 3 1/2" then cut squares 3 7/8"). Stitch, press, and trim the "dog ears" as shown below in Fig. 2.



Modern Half-square Triangle Block - Courtesy of "32 Modern Quilt Blocks"

Due at May Guild Meeting

Guidelines: Colors and print are open to your choices of stripes and polka dots. Pattern makes a 6 1/2" unfinished block so make more than one if you have time.

Fabrics

- A. Any striped fabric of your choice.
- B. Any polka dot fabric of your choice to coordinate with A

Cutting Out

Fabric A: Five (5) *2 7/8" squares

Fabric B: Five (5) *2 7/8" squares

Construction

*Using the two in one method, Make nine Fabric AB HSTs. Trim each HST unit to 2 1/2" square.

*Arrange the HSTs into three rows, orienting them as shown in the diagram below.

*Sew the unit into rows and then sew the rows together.

*Trim to 6 1/2" square.

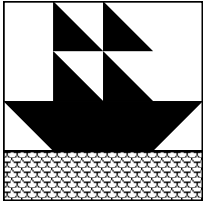


Half-square triangle (HST) block Addendum

Hints: When making HSTs with striped fabric, there are some directions you might want to look at before starting. The direction of the diagonal cuts to make HSTs makes a difference in the results.

1. To begin, you will need 5 each 2 7/8" squares cut of both the fabric A stripe, and fabric B polka dot. When this step is finished, lay out the 5 polka dot squares right side up. I put these in a row not to get mixed up.
2. Next, lay the striped squares, wrong side up, in horizontal position on top of the polka dot (right sides together). You will have five pairs at this point all looking alike.
3. Next, mark 3 pairs with a pencil line diagonally from top left corner to bottom right corner. Sew 1/4" on either side of the pencil line. Cut the center diagonal pencil line and press to one side. Do this for 3 pairs to yield 6 HSTs. You will use 5 of these 2 1/2" squares in the finished block. See photo below.
4. Next mark 2 remaining pairs with a pencil line diagonally drawn from bottom left corner to top right corner. Sew 1/4" on either side of the pencil line. Cut the center diagonal pencil line and press to one side. Do this for 2 pairs to yield 4 HSTs. You will use all 4 of these 2 1/2" squares in the finished block. See photo below.
5. Assemble by rows as shown in the pattern diagram, then sew rows together.





South Bay Quilters Guild

PHILANTHROPY NOMINATION FORM

Once again it is time for us to consider possible recipients for our annual Philanthropy Donation. While the nominated charities are not restricted exclusively to the South Bay area, we do encourage members to consider charities that support our local communities and those where our members reside.

In May, the board will review the budget vs. actuals for the year and make a recommendation as to the amount we have available to donate. That information will be presented to the guild for review and vote at the May meeting. At the same time the guild will also vote on the nominated charities.

In the meantime, we are asking the guild members to nominate charities as potential recipients of the donation.

If you wish to nominate a charity, please provide the following information. Please note that we must have the highlighted information for the Guild Treasurer for reporting purposes. If that is not provided on the nomination form, we cannot accept it.

Nominating Member:	
Charity Name:	
Charity Contact (full name and title, if possible):	
Address:	
Telephone:	E-mail
Tax ID Number:	

Per our bylaws, all donations are generally only made to IRS-sanctioned non-profits, and we need confirmation of the non-profit status. Please request a copy of the charity's "letter of determination" from the IRS and provide a copy with this nomination form. If their letter of determination is not available, their tax ID number will suffice. We do, however, on occasion make donations to the local schools and libraries. In that case they are not a "non-profit" and will not have a "letter of determination."

Please provide a description of what the organization does and how they might use our donation. This will be published in the May newsletter and will give our members a good overview of the charity as they make their voting decision.

--

See's CANDIES.

The Quilters Guild
Private Shopping Event

.....

Wednesday, April 17, 2019

9:30 –11:30 AM

and

4:00–6:00 PM

See's Candies
22724 Hawthorne Blvd.
Torrance, CA 90505

See's will donate 10% of your purchase to the Quilters Guild
in support of their many community service activities!