

South Bay Quilters Guild

Volume XL, No 9, Established 1979
March 2019

President's Corner – Julie Limbach Jones

February's meeting was full of excitement as we enjoyed seeing our 2019 Quilt Show Viewer's Choice ribbon-winning quilts and their makers. Spring is a time of new beginnings and it is time for new beginnings in the Guild now as well. A new Quilt Show Committee will be forming to begin planning for 2020. Our Parliamentarian will be forming a nominating committee to find candidates to fill our Board for 2019-2020. Getting involved is a great way to get to know other members and have fun too!

We have a couple of fun opportunities to get together with other Guild members coming up. Saturday, March 16th is National Quilting Day. We're planning an "open sew" day at the Lomita Library Community Room. We'll have the room set up like a workshop and you may work on anything you like. Refreshments will be provided and best of all, the day is free (as in no charge)! Contact Sue Glass to reserve a space.

Quilters by the Sea has challenged SBQG to a Jelly Roll Race to take place at their Quilt Show Sunday, April 14th at 2pm. They provide the jelly rolls and we supply the sewers. There will be teams from other guilds there as well. Prizes will be awarded. Contact me if you are interested in being on a team.

For Featherweight fans, a 3-hour education workshop has been added on April 20th to learn about your machine and taking care of it. Contact Sue Glass if you are interested in the class.

We'll have another book sale at the March meeting. Bring some dollar bills and look through the books to find some inspiration for a new project.

See you at Guild,

Julie

Next Guild Meeting:

March 17, 2019

St. Andrew's Presbyterian Church
301 Ave D, Redondo Beach

Doors open 6:00 pm
Happy Hour Demos at 6:15 and 6:30
Meeting starts at 6:45 pm

Speaker: Becky McDaniel

Lecture: Becky's Applique Journey

Hospitality

Refreshments will be served at the guild meeting at 6:15pm.

If your last name begins with F through I, please bring a sweet or savory snack to share.

Next Board Meeting:

April 2, 2019, 6:30 pm

Sam Levy Adult School

Table of Contents:

President's Corner	1	Membership	2	Patchwork Star	2	Parliamentarian	2
Sunshine and Shadows	2	Intraguild	3	Birthdays	3	Comfort Project / DCFS	4
SCCQG / Upcoming Events	5	Programs	5	Happy Hour	6	Workshops	6-7
Community Services	8	Quilts for Wounded Warriors	9	Read Me a Quilt	9	Contact Information	10
Quilt Show Treasurer	10	Dottie' Findings	11	Quilt Show	12	Guild Reminders	12
Guild Treasurer	13	Advertising	14	BOM	15-16	Philanthropy Nomination	17

Membership – Donna Bower & Linnea Olson

We are happy to welcome **four** new members this month! Former member Luella Fournell has rejoined the Guild, (in spite of living in South Dakota), former member Grace Peng is back in Southern California and has rejoined the Guild, and new members Diane Bonner and Vivian Macias joined at our February meeting. We are delighted to have all of you among us.

Since we are past the half-way point in our Guild year, new members can join at a 50% discount. Now is a good time to invite friends and family members who are interested in quilting to join the Guild. It's a great opportunity to get a taste of our wonderful programs, workshops, community service projects and fellowship at half price!

See you on March 19,
Linnea and Donna, Membership Co-Chairs

Patchwork Star – Nancy Jengo

Our Patchwork Star this month is Jane Childerhose. She has lived in Southern California since the age of 12. She started quilting three years ago and was an award winner at our quilt show last month. She joined our Guild less than a year ago. Come hear her story at our next Guild meeting.

Parliamentarian – Carol Berg

We will be starting our election process this month. The Nominating Committee consists of the Parliamentarian, a board member, three regular guild members and one alternate.

The three regular members plus the alternate will be nominated and elected by the regular membership at the March general meeting.

Would you consider serving on the committee? Most of the work has been done as a phone committee” in the past. All the work is shared and it is a short-term commitment. I encourage you to participate. Thank you!

Sunshine & Shadows

Guild member Deborah End passed away last month.

Intra-Guild – LaVerne Owen-Barakat and Carollee Schuegraf

At the February meeting we had the drawing for the Block-of-the-Month, “9 Patch with a Modern Twist” blocks”, and the winner was Joyce Sharifi. Congratulations Joyce! She won 15 very fun blocks. Thank you to all members who participated and entered their blocks.



Blocks won by Joyce Sharifi

The Modern Cross Block Block-of-the-Month due at the March meeting. The pattern is on our website under Intra-Guild, Members Only. We hope you will make at least one block. We hope we will have even more members participate this month.

For the upcoming BOM, due at the April guild meeting, we would like to have leaves of all sorts. They can be applied, pieced, paper pieced, embroidered, string pieced, or any other idea you would like to use to make the blocks. We would like them in 9 ½” unfinished size. Fabric should be any light or medium gray for background and any modern color/pattern for the leaf. Please be sure to keep the edges of your leaves well within the ¼” seam allowance around the block so that they are not cut off when the BOM winner incorporates them into his/her quilt.

For convenience, one maple leaf pattern is included here and a photo of a sample, as well a one photo of a string-pieced leaf, free-form cut, machine-applied onto a gray background. For fun and enjoyment, let your creative self play with an idea and make your own modern block.

Block-of-the-Month are opportunities to learn a new technique, try a new design/pattern, and play with different fabrics and colors. Each month we will supply a pattern for a block and provide guidelines for color and fabric. You may make up to five blocks for one chance per block to win all of the blocks turned in for the drawing at the guild meeting. You might want to make one block for the drawing and one block of your choice of color to keep. Use a color scheme of your choice for the keeper and have a “ready-to-go” Modern quilt project at the end of the guild year.

Happy Birthdays!

Maggie Davis	3/1	Bonnie Blahut	3/16
Yolanda U. Davis	3/1	Maria Udero	3/17
Susan Gibbs	3/2	Charlotte Blight	3/21
Janet Coggins	3/4	Bonnie Tigner	3/24
Elaine Hotra	3/4	Diane Miller	3/27
Donna Hester	3/8	Louise Aguilar	3/30
Arlene Zobrist	3/9	Rain Burch	3/31
Kellie Rollo-Fireman	3/14		

The Comfort Project – Mary Shadbourne

Mary Shadbourne 310.612.4180 talk/text

The Comfort Project operates under the Community Services umbrella. Members join others in the cooperative mass production of lap quilts for distribution throughout the South Bay and beyond. Last year, we donated 648 quilts, 131 holiday stockings, 37 pillowcases and 177 pounds of toiletries to sixteen charities. Stop by our table at the general guild meeting and find out how you can help. SWEATSHOP NEWS: Attention, ALL MEMBERS. You are invited to join us at Sweatshop the second Tuesday of the month, this time, March 12, 2019. Help us sandwich 60 plus comfort quilts, assembly line style. Our little two-hour factory system enables us to crank out a big pile of quilts to be finished later in the month. Come to Levy Adult School, 3420 West 229th Street, Torrance, 7 to 9p, Room 6, just off the south parking lot, close to the office. Sweatshop is a great way to meet other members in a smaller setting. No quilting skills required!

Items to bring to sweatshop (all optional):

- Scissors for trimming
- A chopstick for turning
- Your sewing machine for sewing around pinned quilt sets.
- A friend! We need all the help we can get.

SILENT AUCTION INFORMATION:

Go to the web site <http://www.southbayquiltersguild.org> and click on the photos to see larger images and descriptions. Auctions end after the break at the general meeting. You don't have to be present to win—you don't even have to be a member.

DCFS – Pam Overton and Janet Akman

It's time to start thinking about our **Annual DCFS Project**. This program supports the foster children in the care of DCFS. These children, because of domestic violence or unsafe conditions, often leave their homes with just the clothes on their backs. Our contributions help improve the quality of life for these children and families. Last year when we turned in the items that were collected, they were most appreciative. In particular they were happy to see over \$700 in gift cards. In recent years their biggest need has been for pre-teen and teen children. As we did last year, this year we would like to focus on gift cards from Target, Kohl's, Walmart, Ralphs, Vons, or ?? We'll have a basket available at the April meeting where you can deposit your gift card donations.

Can't resist buying a few clothing items or ?? while you're out shopping? Here's the list of items that are most needed.

Ages 0-2 Baby clothes, onesies, blanket, age appropriate toys. Gift card.

Ages 3-5 Kids cups, pull-ups, toddler clothes (including socks, shoes, underwear, pajamas), age appropriate toys. Gift card.

Ages 6-8 Clothes, shoes, socks, underwear (boys seem to prefer boxers), pajamas, sweats (pants and shirts), jeans, shirt, jacket. Gift card.

Questions? Contact Janet Akman or Pam Overton

SCCQG Representative – Carol Thomas

Volunteers needed for **Meet the Teachers** on Saturday, April 13, 2019.

Karen Yarrow and Sharon Amos are organizing the **Meet the Teachers** event again this year as SBQG is hosting the event for the Southern California Council of Quilt Guilds. Please contact Karen Yarrow (310) 918-4006 to volunteer at this fun event. We need people to help with set-up, take-down, passing out lunches to teachers, and booth sitting for the visiting quilting instructors while they make presentations. The event is taking place at the Carson Community Center and help is needed between 7:30 am and 2:00 pm. Parking is available – just follow the signs. We'll take any amount of time (one hour or more) that you are willing to contribute. You will enjoy visiting the various booths to see what the teachers have to offer, so please sign up!!!

Upcoming Events

The San Pedro Bay Historical Society is hosting their annual Heritage Quilt Show.

Date: Sundays, April 1st & 7th

Time: 1pm-4pm

Where: Muller House on 1542 S. Beacon Street, San Pedro 90731

What: oceanic or San Pedro themed quilts (talk about the quilt to visitors)

Cost: Free

Call Toni Martinovich with questions at 310-548-3208

Programs – Melanie Dreike

Our March program will feature Becky McDaniel. As a little girl she liked to play with the squares and triangles her grandmother used to make her quilts. She was amazed at how beautifully she could put them together in a quilt. Her passion has always been about making things, even in high school. She took her first quilting class in 1975 to make a sampler quilt when she was 15 years old. She was hooked. After retiring from the phone company, with 33 years of service, she decided she was grown up and could do what she wanted to do. When she was ready for a project she would find a pattern and go shopping for just that amount of fabric (who knew you didn't have to buy extra!) and get started. On one of those shopping trips she overheard people talking about a quilt show. Information gathered and off she went. She finally felt like she was at home with "her peeps". She calls these years her middle years and is sharing her passion for quilting. She loves to share her quilts and the teaching of her quilted creations. She will be teaching her Crazy Cushion to us on Wednesday and we only have a few spots left so sign up soon.

Happy Hour – Melanie Dreike

We have two special ladies who will share their talents with us in March. **Alex Tsubota** will show us how to square up blocks and maybe even share some tips for squaring up a quilt. **Pam Overton** will be showing us how to assemble the layers for a quilt and keep them lined up and smooth, to be ready for hand or machine quilting and tying. Please join us for this special happy hour beginning at 6:15 pm and a repeat at 6:30. Marie Cortez will be there to direct you to tables and answer any questions or take suggestions for future happy hours.

Workshops – Sue Glass

South Bay Quilters Guild Workshops May – October, 2019

Workshop Chair: Sue Glass 310-372-3945 Sue.glass@verizon.net

Do you have friends in other guilds who might like to take our workshops? We are waiving the extra fee for members of other guilds for the March/April and May classes. Sign up now!



March 20, 2019 – Becky McDaniel, "Crazy Cushion"

This project is paper pieced with 3 different pattern designs: Star Jasmine, Pineapple (Not showing) and Flying Geese. It has a zipper and strap for carrying to wherever you need to have a cushion! The finished size is 16"x16"x3". \$50 for mbrs of any guild/\$60 for others. \$30 kit fee.



April 18 2019 – Crazy Cushion Day 2. Becky McDaniel

will be back to help workshop participants finish our cushions, including instruction on zippers, cording, etc. If you sign up for the March 20 workshop, you will automatically be included in this second workshop at no extra charge. If you want to come just to the April class, there will be the usual \$50 fee.



***April 20, 2019 Special Added Class: "Get to Know Your Featherweight"

Lloyd Askew and his handy helpers will visit us for a workshop on how to use and care for your featherweight sewing machine. They will demonstrate how to open, clean, oil and maintain these wonderful workhorses. You will work on your own machine under their guidance.

Class Fee: \$45 for all guild members, \$55 for others
(Don Knabe Community Meeting Room, Lomita Library)



May 21/22, 2019 – Karen Kay Buckley
(Nakano Theater, Torrance Cultural Arts Center)

May 21st “Fiesta Mexico Block Three with Border”- Hand Applique
(This class is the same day as our May guild meeting.)

May 22nd “Circles Squared”- Machine Applique

The fee is \$65 per class for of any guild/\$75 for others. There is also a supply fee for each class.



These additional classes are now open for registration. Remember we must have your payment to add you to the class list. We take Checks, Cash, or Credit Cards (at guild only).



August 21, 2019 – Dora Cary “Beads on a String”

In this class you will make a beautiful, modern quilt by just using your scraps and some muslin. This quilt goes together fast with large blocks and fast piecing. **Techniques taught in class:** foundation paper piecing, string piecing, and an easy trapunto technique.

\$50 fee for SBQG Members/\$60 for all others. \$10 pattern fee



September 18, 2019 - Gina Siembieda
“SUPERIOR THREADOLOGY”

In this interactive, hands-on workshop you will have the opportunity to explore and use a wide variety of Superior Threads on **your** sewing machine. The class kit includes thread and premade fabric sandwiches. \$50 fee for SBQG Members/\$60 for all others. \$20 Kit Fee



October 16, 2019 – Kimberly Einmo

Kimberly’s most popular class! All it takes are 40 – 2½” strips from a purchased precut bundle or strips cut from your own stash, plus one background fabric and the diamond design possibilities are practically endless! Kimberly will teach you how to strip-piece and cut diamond building blocks from strips using her EZ Jelly Roll Ruler or new Precision Precuts Ruler with no “Y” or set-in seams.

\$50 fee for SBQG Members/\$60 for all others.

Community Service – Nadine Kirk and Jenifer Briggs

Fire Survivors: We are continuing our projects for fire survivors of the Carr (Redding) and Camp (Paradise) fires. From the batik strips that were donated by Private Source Quilting, we have delivered eight completed quilts (six to Honey Run Quilters in Chico for the Paradise/Camp fire survivors and two to The Quilter's Sew-ciety of Redding, Inc. for the Redding/Carr fire survivors). The remaining four are being bound. We also sent 18 pillowcases to Redding. Following are updates from the quilt coordinators for the fire survivors:

Redding: "So far we have given out 1100 quilts and around 400 pillowcases. We have had four giveaways by invitation. The last one was a smaller number of people so we are still collecting names and doing the giveaways on an individual basis. All of the quilts that were donated were well received and greatly appreciated." And, regarding the two quilts that we sent last week: "Picked up your quilts, they are wonderful. Thank you so very much!"

Paradise: Donations as of approx. February 23: "2,350 quilts, 1125 pillow cases, 60+ sewing machines, ??? Yards of fabric, boxes of notions and books....we are not tracking those individual items. We are working on a school for next week. There are 116 students we are focusing on immediately. There are 2 other schools that combine to be about 500 students, teachers and staff. We are covering the charter schools as We Care from Grass Valley is working on the public schools. They delivered 999 quilts about 2 weeks ago."

Current projects:

- Please turn in completed pillowcases at the March Guild meeting. The completed pillowcases will be sent to Northern California fire survivors and first responders. A link to a tutorial video to make pillowcases using the "hot dog/roll up method" is posted on the Members Only/Community Services page on the Guild website (You Tube, The Crafty Gemini, "How to make a Pillowcase- Burrito/Sausage/Roll Up Method". <https://youtu.be/TAomYjHzUQk>)
- Baby blankets for the Department of Children's Services may be turned in at the April Guild meeting.

Other charity opportunities:

Days For Girls. International effort to provide kits and menstrual health education for women all over the world (now one million girls and women in 116 countries). Many women and girls are restricted in their lives because they have no way of managing their menstrual cycle. Check it out: www.daysforgirls.org -- and there is a TEDx talk, Celeste Mergens at TEDxBellingham.

Thank you for all that you do to help those in need, it is much appreciated!

Philanthropy Nominations: Each year we ask our members to nominate local charities that will be considered for philanthropy awards from the Guild budget. Nominated charities are not restricted exclusively to the South Bay area, but we do encourage members to consider charities that support our local communities and those where our members reside.

Nominations will be accepted from February to the close of the April guild meeting. The Philanthropy Nomination form is posted in the Member's Only section of our website, and is attached to this newsletter. As required by our Guild bylaws, nominated charities must be IRS-designated non-profit organizations. Members who wish to submit a nomination must provide the completed Philanthropy Nomination form **and** provide **either of the following with their form:** a copy of the organization's IRS letter of designation **or** their tax ID number.

In order to be accepted for consideration, the completed Philanthropy Nomination form **must also include the following information**, which is highlighted on the form:

The name of a contact at the organization, their address, telephone, and e-mail address (if possible). This information is used by the Guild treasurer in reporting Guild donations to the IRS and the state.

A description of what the charity does for the community and how donated funds will be used.

We will compile a list of the nominated charity organizations, along with a description of their activities, for review by the Board and inclusion in the May newsletter. The membership will vote on the nominated charities at the May Guild meeting, and the voting results will be presented to the Board at the June Board meeting. At that time, the Board will review the voting results and determine which charity(ies) will receive funds from the Guild budget. If multiple charities are selected, the philanthropy budget (as determined at the May Board and Guild meetings) will be allocated by the Board based on the voting preferences of the Guild. The Board's recommendation will be presented to the Guild at the June meeting and the Guild will vote on the final award amounts.

Quilts for Wounded Warriors

Arlene Zobrist 310-543-5302

Thanks to Mary McHale, we were able to give this beautiful quilt, which was donated by the El Segundo Woman's Club, directly to a local wounded veteran. Mary learned about this vet during one of her sewing classes, and brought his relative to my house to choose a quilt for him. She said he loves the flag, and the quilt will be a comfort to him and his two year old child. This type of special request is welcomed, and we thank Mary for her foresight in making it happen.



The quilt show brought us lots of visitors interested in our projects, and we received donations of four wounded warrior quilts. Our thanks to Dolores Paynter for her lovely patriotic patchwork quilt. One of the donors, Dolores Wagner, brings us two quilts to the show every year. Another donor, Terry Gutierrez, coordinates a sewing group that has made numerous (aprx 25) warrior quilts in the past, and is meeting again to make more. Many thanks to all these quilters for their generosity and dedication!

Requirements:

Size: 48" by 78" (stretcher size)

All cotton (including batting, 80/20 acceptable)

Appropriate patriotic theme/design

Optional: Pillowcase, 20"x30", coordinating fabric



Read Me a Quilt- Julie Maas, Founder

In addition to getting ready and working our quilt show, our members turned in 6 quilts and books at the February Guild meeting! On behalf of Julie and the CASA team, many thanks to Lucia Petrarca (2 quilts and books), Jane Pavlina (2 quilts and books), and Nadine Kirk (2 quilts and books). The quilts will be much appreciated by CASA and the foster children in the program.

CASA's clients include a range from very young children to those up to the age of 21. For anyone who is looking for inspiration for a book to donate with a quilt, please check the Guild website (Community Services) for a list of donated books that are available for you to use. There is also a list of books that are suitable for the older children in the program. Suggested sizes for quilts range from 40 x 60 (large enough for children to wrap around themselves), to lap/twin size for those who are older and getting ready to live on their own. Pillowcases are also welcome.

Thank you for your continued hard work, generosity and support of CASA/RMAQ. The gift of a warm quilt, and a book to curl up with, is invaluable for the foster children in the CASA program.

Please contact Nadine Kirk for more detailed information, or any help, at:
nadinekirk@socal.rr.com or 310/328-6552 (home) or 310/730-3402 (cell).

Contact Information

The full list of officers can be found on our website at <http://www.southbayquiltersguild.org/officers.html>

Here are a few of the e-mails you can use to contact officers-

President-	president@southbayquiltersguild.org
Vice President-	vicepresident@southbayquiltersguild.org
Membership-	membership@southbayquiltersguild.org
Quilt Show Chair-	quiltshow@southbayquiltersguild.org

2019 Quilt Show Treasurer – Nancy Payne

	Feb 1 - 22, 19
Income	
Admissions	6,747.00
Auction**	394.20
Consignment **	366.83
DVDs	50.00
Money boxes - repay set up cash	5,640.00
Opportunity Quilt Ticket Sales	1,281.00
Pins	84.00
Raffle baskets income	1,630.00
Vendors	700.00
Total Income	16,893.03
Gross Profit	16,893.03
Expense	
Acquisitions	194.82
Consignment Set-up	32.11
Food	461.32
Programs	186.52
Publicity	371.12
Security	50.00
Vendor expenses	153.69
Total Expense	1,449.58
Net Income	15,443.45

**** Income from Credit Card Charges have not been received.**

March Findings by Dottie Daybell

1. If you've slashed a block, or a square of fabric, to insert a strip, it's sometimes hard to get the two sides lined up when you sew it back together. Especially if you want to insert a second strip crossing the first one. This is a clever way to get things lined up perfectly. It works for strips of any width.

<https://entropyalwayswinsblog.com/2017/09/23/inset-pieced-seams-on-the-fly-a-tutorial/>

2. WW BOM The Country Spirit pattern from McCall's Quilting uses scrappy 2" x 6.5" cut strips to make 12" Double Rail blocks, with setting strips that form stars.

<https://www.quiltingcompany.com/friday-free-quilt-patterns-country-spirit-quilt-pattern-mccalls-quilting-blog/>

Use 15 blocks set 3 x 5, with 3" finished setting strips, plus an outer border to complete the stars. The pattern calls for a 3" finished outer border, which makes the quilt a little too large, but a narrower 1.5" finished border will still accommodate the star points.

3. Photos from the Tokyo Quilt Festival:

<https://okanarts.com/2019-tokyo-quilt-festival/>

Near the bottom of the above page, there are links to two more pages, Special Exhibits, and Close-up Details.

And a Japanese blogger has six posts about the show. At the bottom of each page, click the "Newer Post" link on the left. Start here:

<http://bytaniwa.blogspot.com/2019/01/tokyo-international-great-quilt.html>

4. Wendy Caton Reed is known for her "potholder" quilts (each block is quilted and bound separately before hand-stitching them together into a quilt). This technique dates back to the 19th century.

<https://theconstantquilter.blogspot.com/2019/01/potholder-quilts-101.html>

The page below has photos of a finished quilt, starting with the stacks of quilted and bound blocks, ready to assemble. Use whatever keystroke or mouse-button combination your computer requires to open each photo in a new window or tab. They can be greatly enlarged that way. A simple click on the photo will only get you a slightly enlarged slide show.

<https://theconstantquilter.blogspot.com/2019/01/congratulations-mrs-sew-and-sew-its.html>



SBQG 2020 Quilt Show

What a wonderful Quilt Show we had last month! How can it already be time to think ahead to next year?? The 2020 Opportunity Quilt is well under way. Grateful thanks to **Bonnie Blahut, Stephania Bommarito, Jenifer Briggs, Pat Bryan, Melanie Dreike, Joanne English, Sue Glass, Mary Howland, Julie Limbach Jones, Pam Overton, Kellie Rollo-Fireman, Ann Sadler, and Carol Thomas**, who pieced fabric strips, cut out tiny pieces for applique, stitched down the applique, prepared the binding, and helped get the top assembled. We hope to have it ready for display at Meet the Teachers on April 13. We could use a few more volunteers to help sell Opportunity Quilt Tickets for an hour or two at that event; please let Alex or Donna know if you can help.

We are also looking for people to serve in many varied tasks on the Quilt Show Committee. There are all sorts of jobs from small to large and before and during the show. Your quilt show chairs would gratefully accept any and all volunteers! We will be announcing the first quilt show meeting at the guild meeting. Traditionally this first meeting has been a brainstorming session for what went well that we should keep doing, what could use improvement and those terrific ideas you have for new things we should be doing. Even if you're unable to serve on an official committee, we'd encourage you to attend this first meeting and give us any feedback you may have.

Be on the lookout for the Quilt Show theme, and a fun challenge for next year's show, coming soon!
Alex Tsubota and Donna Bowker, 2020 Quilt Show Co-Chairs

Reminders for the Guild Meetings

- * Your Badge
- * Your Show and Tell Items
- * Your Read Me a Quilt and/or Wounded Warrior Quilt Donations
- * Finished Comfort Quilt tops or tied quilts
- * Your donation to St. Andrews Food Panty (Fruit & meat canned goods)
- * Bring your checkbook or your credit card to pay for workshops
- * Bring a little cash to cover library raffle tickets.

SBQG Treasurer – Pam Overton

January 2019

Ordinary Income/Expense

Income

Auction at Mtg to Benefit Guild	90.00
Christmas Dinner	550.00
Interest Income	0.09
Programs/workshops	
Workshop Fees	
Workshop - Jan 19	150.00
Workshop - May 21 2019	63.21
Workshops - Mar 2019	200.00
workshops - May 22 2019	65.00
Total Workshop Fees	478.21
Total Programs/workshops	478.21
Trip Fees	548.49

Total Income	1,666.79
--------------	----------

Gross Profit	1,666.79
--------------	----------

Expense

Hospitality	101.35
Postage/Delivery	112.00
Programs / Workshops	
miscellaneous (meals, etc.)	8.66
miscellaneous (printing, suppli	52.18
Workshop Refund	145.00
Workshop Room Rental	1,120.00
Programs / Workshops - Other	836.28
Total Programs / Workshops	2,162.12
Room Rental	300.00
Storage Rental	144.00
Travel	1,134.17
Treasurer Expenses	32.84
Website	48.25

Total Expense	4,034.73
---------------	----------

Net Ordinary Income	-2,367.94
---------------------	-----------

Net Income	-2,367.94
------------	-----------

The Traveling Quilters

P.O. Box 3214, Manhattan Beach, CA 90266
A Tour Service for Quilters!

2018

- Mystery Trip – November 15 – SOLDOUT

2019

- Road to California – January 26, 2019 – San Diego departures
- Temecula Quilt-Away Retreat – February 21-24, 2019 - SOLDOUT
- Watch for details on our 2019 Quilt Adventure – Exploring Mid America . . . includes Missouri (yes, we're going to Missouri Star), Kansas, and Nebraska

Check out our updated website at www.travelingquilters.com.

To join our mailing list, just send us an e-mail:
pam@travelingquilters.com



AccuQuilt GO!® Presentation at AAA Sewing & Fabric

Mon. Dec 10: 10a – Noon or 2p – 4pm
OR Tues. Dec 11: 10a – Noon

Fee: \$10 per class \$10 coupon upon arrival for GO! product

Call the shop to reserve your spot today!



AAA Sewing and Fabric

2365 Pacific Coast Hwy
Lomita, CA 90717
(310) 257-1744

www.aasewingandfabric.com

M + L Fabric Discount Store

3430 W. Ball Road
Anaheim, CA 92804
mandlfabricdiscountstore.com

Jenny's Fabric Discount Store

8984 Warner Avenue
Fountain Valley, CA 92708



Barbara Dacy

Liberty Quilting
Professional Longarm Quilting
760-525-1661
LibertyQ4U@gmail.com

Modern Cross Block

Fabrics


- A: Any modern color to complement light grey
- B: Small print to accent A and D
- C: Omit unit C in this pattern
- D: Light Grey solid

Cutting Out

- Fabric A: One (1) 2½" x 6½" strip and two (2) 2½" squares.
- Fabric B: Four (4) 2½" x 6½" strips
- Fabric C: Omit in this block
- Fabric D: Eight (8) 2½" x 2½" squares

Construction

- *Sew one Fabric D 2½" square to each side of one Fabric A 2½" square. Repeat to make a total of two Fabric DAD units.
 - *Sew one Fabric DAD unit to each side of one Fabric A 2½" x 6½" strip to make the central unit.
 - *Sew one Fabric B 2½" x 6½" strip to the top and one to the bottom of the central unit.
 - *Sew one Fabric D 2½" square to each side of one Fabric B 2½" x 6½" strip. Repeat to make a total of two Fabric DBD units.
 - *Sew one Fabric DBD to the two remaining sides.
- Block should measure 10½" x 10½" square.



Intra-guild SBQG Block of the Month (BOM) due April 2019 Modern Flare Leaf

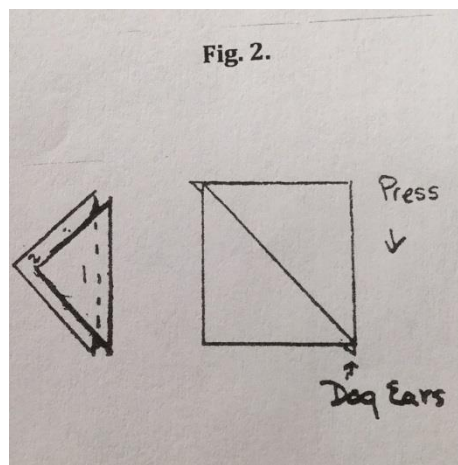
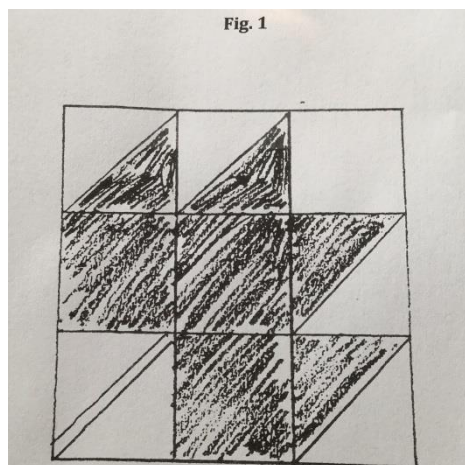
For the March BOM, due at the April guild meeting, we would like to have leaves of all sorts. They can be appliqued, pieced, paper pieced, embroidered, string pieced, or any other idea you would like to use to make the blocks. We would like them in 9 1/2" unfinished size. Fabric should be any light or medium gray for background and any modern color/pattern for the leaf. Please be sure to keep the edges of your leaves well within the 1/4" seam allowance around the block so that they are not cut off when the BOM winner incorporates them into his/her quilt.

For convenience, one maple leaf pattern is included here and a photo of a sample, as well a one photo of a string-pieced leaf, free-form cut, machine-appliqued onto a gray background. For fun and enjoyment, let your creative self play with an idea and make your own modern flare leaf design.

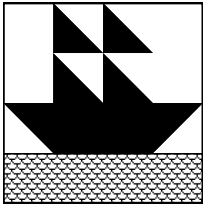
Maple Leaf with a Modern Flare Pattern/Instructions

Guidelines:

1. Fabric 1: Use any gray for the background fabric.
 - a. cut one (1) 3 1/2" square
 - b. cut three (3) 3 7/8" squares cut in half on the diagonal
2. Fabric 2: Use any modern fabric color or pattern for the leaf.
 - a. cut three (3) 3 1/2" squares
 - b. cut two (2) 3 7/8" squares, cut in half on the diagonal
3. Fabric 3: For the stem, use any color to coordinate fabrics 1 and 2.
 - a. cut one (1) 3/4" by 6" rectangle.
4. For the stem square, sew a background triangle to each long side of the stem. Trim the block to 3 1/2".
5. Sew together as shown in Fig. 1.



Quilting 101: A half-square triangle is a square made of 2 triangles. One way to make a half-square triangle is to cut a square 3/8" larger than the desired half-square triangle out of two fabrics, then cut them on the diagonal. (If the half square triangle is to be 3 1/2" then cut squares 3 7/8"). Stitch, press, and trim the "dog ears" as shown below in Fig. 2.



South Bay Quilters Guild

PHILANTHROPY NOMINATION FORM

Once again it is time for us to consider possible recipients for our annual Philanthropy Donation. While the nominated charities are not restricted exclusively to the South Bay area, we do encourage members to consider charities that support our local communities and those where our members reside.

In May, the board will review the budget vs. actuals for the year and make a recommendation as to the amount we have available to donate. That information will be presented to the guild for review and vote at the May meeting. At the same time the guild will also vote on the nominated charities.

In the meantime, we are asking the guild members to nominate charities as potential recipients of the donation.

If you wish to nominate a charity, please provide the following information. Please note that we must have the highlighted information for the Guild Treasurer for reporting purposes. If that is not provided on the nomination form, we cannot accept it.

Nominating Member:	
Charity Name:	
Charity Contact (full name and title, if possible):	
Address:	
Telephone:	E-mail
Tax ID Number:	

Per our bylaws, all donations are generally only made to IRS-sanctioned non-profits, and we need confirmation of the non-profit status. Please request a copy of the charity's "letter of determination" from the IRS and provide a copy with this nomination form. If their letter of determination is not available, their tax ID number will suffice. We do, however, on occasion make donations to the local schools and libraries. In that case they are not a "non-profit" and will not have a "letter of determination."

Please provide a description of what the organization does and how they might use our donation. This will be published in the May newsletter and will give our members a good overview of the charity as they make their voting decision.

--