



South Bay Quilters Guild

Volume XXXV, No. 3, Established 1979

Meeting: Tuesday, September 17 -

Doors open at 6:00 pm; Meeting begins at 7:00 pm

September 2013

President's Corner - Nancy Jengo

It's September already and our guild year is off at a quick pace. First off, it is my pleasure to announce that Sue Glass has stepped forward to accept the position of Quilt Show Chair 2015. Thank you, thank you. Seems like it is far away but it will be here before we know it. Time seems to fly by now-a-days just like our folks said when we were young and didn't know what they were talking about.

Quilt Show 2014 starts accepting quilt applications this month, we will be talking about a day to get together to make quilts to send to the Oklahoma tornado victims and with school starting so will our Sweatshops! Be sure to read all of this newsletter to keep up with all that is going on.

With vacations over, all our visitors at their own homes and the kids going back to school we can all take time to sit in front of the fans and do some sewing. It is never too early to finish a quilt for the quilt show.

Hope to see you soon at the September meeting.

Nancy

Programs/Workshops Stephania Bommarito & Jo Catalano

September speaker - Phyllis Binkley

"How to Show Space and Create Depth in Quilts" Phyllis Binkley has been creating landscape quilts for over ten years. By using free motion machine stitching, thread painting, and hand embroidery she is able to enhance her collages with stitches and details of all kinds. Phyllis will show the steps she uses to build a landscape. She will also discuss how colors affect each other and design tips for a successful quilt. During the trunk show, she will share her knowledge of how to create a landscape that invites you into the scene by employing artistic techniques that give the illusion of space and depth.

Would you like to join us for dinner with our speaker, Phyllis Binkley, at the Good Stuff Restaurant in Riviera Village at 5:00pm before the guild meeting? Contact Stephania Bommarito to let her know your plan to join us, It is always fun to get to know the speaker!

The **September 18 workshop** is **'Building a Landscape'**. Beginning with Phyllis's hand-dyed fabrics and her 30 years of experience as an art teacher, you will create your own landscape. Foundation, backing, batting, and binding fabrics will be provided. Plus, a heat-bond will already be attached to the fabrics so they will be ready to be cut and composed. All you need to bring are pins and scissors. A materials fee of \$45 will be collected with the class fee. A preview of landscape ideas can be found at www.LandscapeArtQuilt.com. There is still space available in this class. Come and enjoy playing with fabrics for a day and end up with a landscape quilt without a ton of effort!!

(continued on page 3)

Table of Contents

President's Corner - Nancy Jengo.....1	Guild Calendar.....5	Travel - Sue Glass.....6
Programs/Workshops Stephania Bommarito & Jo Catalano.....1	Read Me A Quilt - Julie Maas.....5	Happy Birthday - September - October.....7
Catalano.....1	Patchwork Star - Peggie Wormington.....5	Treasurer's Report - Pam Overton.....7
Board Roster.....2	Sunshine and Shadows.....5	Inter-Guild Block Pattern.....10
Oklahoma Tornado Victims Work Parties.....3	Membership - Pat Bryan and Marie Cortez.....5	Selected Upcoming Southern California Quilt Events.....12
Wounded Warriors - Arlene Zobrist.....3	Library - Beverly Mulligan.....6	Remember to bring:.....12
Scrap Bag.....4	Comfort Project - Mary Shadbourne.....6	MEMBERSHIP APPLICATION - 2013-2014.....13
Quilt Show 2014 - Alex Tsubota and Pam Overton4	Intra-Guild - Sharon Amos and Karen Yarrow.....6	

Board Roster

BOARD POSITION	FIRST	LAST	HOME PHONE	CELL	EMAIL
Elected (Voting Member)					
President	Nancy	Jengo	310-378-5523	310-318-4962	njjengo@cox.net
VP Programs/Workshops	Stephania	Bommarito	X	310-503-7989	quiltwizard1024@gmail.com
VP Programs/Workshops	Jo	Catalano	310-534-3396		jonellecatalano@att.net
Membership coChair	Pat	Bryan	310-547-3824	310-710-8331	pat-bryan@att.net
Membership coChair	Marie	Cortez	310-325-4245	310-489-3841	buddies4@sbcglobal.net
Newsletter	Sharon	Bohner	310-374-5628	310-890-1200	alexandria310@yahoo.com
Recording Secretary	Karen	Rakita	310-530-5458	310-292-0186	krakita@aol.com
Treasurer	Pam	Overton	310-546-5990	310-701-2706	pamoverton@earthlink.net
SCCQG Representative	Karen	Yarrow	X	310-918-4006	kfolsom@wans.net
Quilt Show co chair '14	Alex	Tsubota	310-379-2525	310-938-7658	tomnalex@verizon.net
Quilt Show co chair '14	Pam	Overton	310-546-5990	310-701-2706	pamoverton@earthlink.net
Quilt Show Treasurer '14	Thom	Knight	562-833-2190	562-833-2190	barefootquilters@yahoo.com
Quilt Show Chair '15	Sue	Glass	310-372-3945		sue.glass@verizon.net
Quilt Show Treasurer '15	Gina	Shankle	951-340-0134	951-847-1840	indyjo@sbcglobal.net
Fashion Show 2014	Janet	Coggins	310-378-1780	803-447-4228	janetcoggins@gmail.com
Fashion Show 2014	Melanie	Dreike	310-214-2806		m.dreike@verizon.net
Fashion Show 2014	Carol	Thomas	310-372-7780		rctfamily@verizon.net
Appointed (Voting Member)					
Community Service	Jean	Newton	310-515-3929		Jnewton322@aol.com
Facilities/Hospitality	Donna	Bowker	X	310-980-7159	drb611@gmail.com
June & Holiday Dinner	Joann	Kennelly	310-352-2153	310-902-3959	rare@dslextreme.com
Monthly refreshements	Sandra	Warren	310-214-3502		warrenasinbeatty@yahoo.com
Intra-Guild Coordinator	Sharon	Amos	310-547-0033	310-567-3504	sbqltr@cox.net
Intra-Guild Coordinator	Karen	Yarrow	X	310-918-4006	kfolsom@wans.net
Librarian Co-Chair	Beverly	Mulligan	310-643-9732		Bmulliga@pacbell.net
Parliamentarian	Janet	Akman	310-325-9663	310-927-1233	leideej@yahoo.com
Travel	Sue	Glass	310-372-3945		sue.glass@verizon.net
Auxiliary (non voting)					
Corresponding Secretary	Bonnie	Blahut	310-640-8184		BJBlahut@gmail.com
Historian	Julie	Limbach-Jones	310-372-3889	310-413-4316	jlimbachjones@yahoo.com
Photograhper	Theresa	Graham	310-373-6164	31--950-9569	sammysplace@earthlink.net
Internal Auditor	Susan	Gibbs	310-371-8665		susangibbs@verizon.net
Patchwork Star Reporter	Peggie	Wormington	310-548-4344	424-634-0964	peggie@worminton.com
Publicity/Public Relations	Kay	Salm	310-677-4307		Kesalmsalm@yahoo.com
Webmistress	Sharon	Bohner	310-374-5628	310-890-1200	alexandria310@yahoo.com
Standing Committees (non voting)					
Comfort Quilts	Mary	Shadbourne	310-326-4953		ashadbourne@socal.rr.com
Read Me a Quilt	Julie	Maas	562-426-4231		juliem@nonlintec.com
Wounded Warrior Quilts	Arlene	Zobrist	310-543-5302		a.zobrist@earthlink.net

Programs/Workshops (continued)

October speaker – Judy Sisneros
"Stitches of Hope – Cambodia"

In 2009, Judy Sisneros went to Cambodia with her friend Susie Ernst to teach hand-quilting to young girls rescued from the sex slave trade. This was both the most difficult and most rewarding thing she had ever done. Girls ranged in age from 7 to about 18. They learned to hand-quilt motifs on beautiful Cambodian silk pillows (which they made). They have made over 1,000 of these pillows and are now working to make jewelry and garments. The lecture includes photos from a visit to a silk farm. Although the story is difficult, it is a fascinating heart-warming story filled with inspiration.

The **October 16 Workshop** is "**Circle Pizzazz – Easy Curves & Endless Possibilities**". The inspiration for this class began with the 'snake trail' block, which Judy taught for years as "Winding Paths" - a great design. She wondered what would happen if she made the block and then re-cut it, made a little change, and then remade the block. It was wonderful! Plus, with the 'planned-overs' she had pieces to make a second quilt. Join us for a day of playing with circles and ways to color them to create a unique quilt. Templates are available for purchase- \$20. Discover the possibilities at her website: judy Sisneros.com or check out the book.

November speaker – Pixeladies (Deb Cashatt & Kris Sazaki)

"Furoshiki: Fun with Fabric Folding"

With all that fabric in your stash, don't you wish you could do something else with it instead of sew, sew, sew? Learn how to take a square of fabric and wrap bottles, boxes, books, and more! We'll also transform that square of fabric into a couple of bags. The Japanese call it furoshiki we call it fun! The Pixeladies are artists who love to tell stories in cloth.

The **November 20 workshop** is "**Batik Watercolor Quilts Workshop**". The Pixeladies have come up with a simple method of creating watercolor quilts with batik fabrics that will allow you to focus on the technique of moving from one color to another. Raw edges give these watercolor quilts a modern twist. In this workshop you will create a 20" x 20" quilt made of 2½" batik squares, which are included in your kit fee (a wide variety of colors will be available). This workshop is designed for all levels of sewers. The \$20 kit fee includes pre-cut & pre-fused squares. The next step is to enjoy

interacting with color in order to fabricate your own masterpiece with very little fuss and sewing.

Call or email Stephania Bommarito if you are interested in attending the workshops.

310-504-79089 or quiltwizard1024@gmail.com

Oklahoma Tornado Victims Work Parties

Janet Coggins has arranged for us to use the Family Life Center at St. Andrews church on Sept. 26th, 9am-1:00

We will be working on quilts to send to the tornado victims, so bring a project, or come and work on one of ours. She will bring cutting mats, irons and boards, kits or work in progress, and even some binding for those who prefer handwork.

Helen Lu has arranged for DSL to mail them for us. Thanks to everyone who has already turned in quilts and lets see how many more we can get finished!

Wounded Warriors – Arlene Zobrist

I dug into my archives for a quilt picture this month to help answer some questions that are frequently asked, about patterns, quilting & labels.



There is no preferred pattern for our warrior quilts, and they can be as simple or complex as you want. I like to design my own and keep them simple, to give me more time for more quilts since the need is so great, but your higher quality quilts are beautiful and I'm proud to send all of them. On the simpler side, basic patchwork quilts are easy and attractive. The large blocks on this one help showcase large prints. You can easily adjust size for our stretcher-size warrior quilts by adjusting the block size or using sashing and borders. Another variation is to use alternating blocks of strip sets, a good way to use up scraps. Some patterns such as the

Disappearing 9-Patch are also easily adjusted for size, as are strip quilts.

The quilting can also be as simple or elaborate as you want. Simple machine quilting to outline, "stitch in the ditch" or cross-hatch are all fine, and of course professional long-arm quilting is great if possible. Tying (like our comfort quilts) is also acceptable. If anyone is willing to help out by donating the quilting, it would be greatly appreciated since I'm often asked for help in finishing a quilt. Several guild members have generously donated both machine and long-arm quilting – many thanks!!

One last question/answer on labels: Your personal label is encouraged but not required, your call. Re content of the label, anything appropriate – often they mention "thanks for your service" or something similar, along with the quilter's name(s). FYI, I include a Thank You letter with every quilt which shows SBQG as a sponsor. I put this letter and the quilt inside a pillowcase which acts as a gift bag. Then Helen Lu takes them to DHL and they get to the war zone overnight – amazing !!

We still have a few large pieces of fabric for backing and some batting - if you need some before the meeting, please let me know.

Requirements:

Size: 48" by 78" (stretcher size)

All cotton (including batting, 80/20 acceptable)

Appropriate patriotic theme/design

Optional: Pillowcase, 20"x30", coordinating fabric

Scrap Bag

Former member and Past President, Anna Clifton Aldmon has a new embroidery design business and will have a booth at Road to California. Her designs are for applique in the hoop. Sounds interesting. Here's her website. Check out the designs.

She has asked that I put a notice in the newsletter as she is looking for one or more people to help her in her booth during the show. She'll be demo-ing and will need help with sales and just manning the booth. If you have Machine embroidery experience and would like to help her, you can reach her at: Anna Aldmon, 214 335 9236, Anna's Awesome Applique Designs, <http://annasawesomeappliquedesigns.com/home>

Quilt Show 2014 – Alex Tsubota and Pam Overton

September already! Have you completed your challenge quilt, auction quilt, and entry quilts? No? Time to get busy! February will be here before we know it!

☒ At the September meeting we will begin accepting **quilt applications**. If you need a picture taken, please bring your quilt to the meeting. The application form is attached to the newsletter. Entering your quilt online? Note that there is a new online location for you to enter your quilt info. If you're getting your newsletter online you can click on the link below.

<http://tinyurl.com/lbsu9g5>

☒ Julie Limbach -Jones and Nancy Jengo will be happy to accept your **auction quilts** and Janet Coggins will accept your **Raffle Basket donations**.

☒ Stephania Bommarito is coordinating the travels of our opportunity quilt, "Wish Upon a Star". She already has a number of dates/events identified. She's looking for helpers!

Saturday September 14, South Coast

Botanical Gardens – Fall Plant Sale. Ticket Sellers needed from 10-4. This is at the gardens on Crenshaw Blvd.

Saturday September 21, Conejo Valley

Quilters Quilt Show. (This show is at the California Lutheran University in Thousand Oaks. It will have 50 showcases of guild member's quilts plus another 275 quilts. Stephania will drive with room for 6 more guild members.)

Wednesday Evening September 25

Wandering Foot Quilt Guild Meeting. Located in Arcadia, only needs a couple of people to go together.

Saturday October 5 High Country Quilters

Guild Quilt Show. Located in Lancaster – Stephania will drive with room for 6 more guild members.

If you are interested in going to any or all these adventures, please contact Stephania at quilywizard1024@gmail.com or 310-503-7989. It is so much fun taking our extraordinary quilt everywhere. Plus, the hours will be credited towards your show hours. There are many places to come – stay tuned. There will be several more in October and November.

Our next committee meeting will be on Tuesday, September 24 at Hamilton School on 182nd street. We've filled most of the positions . . . except one . . . inside signs. . . . but we can always use more help! How about serving on the Raffle Basket committee? Or with one of the other subcommittees. We welcome your help and your ideas! We usually meet in Room 6. Join us at 7:00 pm.

Guild Calendar

09/10/13	Comfort Project (Sweatshop) - September 10, 2013 Levy Adult School, 3420 West 229th Street, Torrance. Room 7
09/17/13	Guild meeting at St. Andrew's Presbyterian Church, 301 Avenue D, Redondo Beach, Doors open at 6:00 pm. Meeting begins at 7:00 pm. Speaker: Phyllis Binkley Topic: How to Show Space and Create Depth in Quilts
09/18/13	Workshop: Building a Landscape
09/24/13	Quilt Show Committee 7:00 p.m., Hamilton School, 2606 W 182 nd St., Torrance, Room 6
10/01/13	Guild Board meeting at Marie Callendar's near intersection of Hawthorne and Torrance Blvd. – Dinner at 6:00; meeting begins at 6:30 PM. All member welcome to attend.
10/15/13	Guild meeting at St. Andrew's Presbyterian Church, 301 Avenue D, Redondo Beach, Doors open at 6:00 pm. Meeting begins at 7:00 pm.

Read Me A Quilt - Julie Maas

Ladies,

Doesn't it make you feel good when you hear the letters from children who have received quilts and books? They are so excited owning something . It is because of your generosity of time and money that this is possible. Thank you.

This past month we received 4 quilts, one each from Pat Bryan, Nadine Kirk, Valerie Di Milia and a friend of some members, Charlotte Courtwright. In addition, Trudy Ooms made 5 receiving blankets. Grace Peng made 2 pairs of baby jeans. All of these items are needed. Thank you for making them.

Patchwork Star - Peggie Wormington

This month we are honored to have Sue Glass as our Patchwork Star.

You know Sue's quilts - hers are the ones that capture your interest and admiration at our quilt shows. Her workmanship, and use of color and design inspire each of use to learn new techniques and improve our skills. You'll love seeing these wonderful quilts at our meeting in September.

Sue's mother taught her to sew and read a pattern,, but did not teach Sue to quilt. Her grandmother

and great grandmother, both quilters provided the DNA from which her talents developed when her interest in quilting was piqued in Omaha in 1975. Sue enjoys many styles of quilt patterns. When you see her exquisite applique work, you will be stunned to find out that Sue learned to applique only three years ago. Sue's favorite teachers include Pearl Periera, Marsha McClosky, Gwen Marsden, and Sharon Craig. She enjoys working with a wide range of traditional colors and is also enjoying the taupe color ranges.

Sue, a long time member and supporter of SBQG, joined the Guild in 1986, has served as President twice and in addition, nearly every other position on the board except Treasurer. She was honored with Lifetime Membership in 2011. While her dedication to our guild is sufficient to entitle her to be a Patchwork Star, it's her quilts which will capture your heart and feed your soul. Come see them and hear the story of Sue's quilt journey at our September meeting.

NOTE: We'd love to hear the story of your quilt journey and see your quilts. Your presentation need not be formal - a ten minute informal talk is perfect. Please contact me, Peggie Wormington by phone or email if you would like to be our Patchwork Star!

Sunshine and Shadows

Former member Jeanne Romano passed away.

Olivia Carnahan's mother passed away

Janet Coggins is moving to Texas in October.

Membership - Pat Bryan and Marie Cortez

WELCOME NEW MEMBERS!

It's a great pleasure to welcome two new members, **Gloria Grant** and **Kathy Tillotson**. Be sure to look for these ladies at our next meeting and introduce yourselves.

IT'S MEMBERSHIP RENEWAL TIME!

Thanks to all you earlybirds! As of September 1 about 1/2 of our members have tuned in renewal paperwork. Membership renewals are due in September and cover the period from September 1, 2013 through August 31, 2014. A renewal form is included in this newsletter. You can also find the form on our website in the "members only" section under "forms," and we will have a supply of printed forms at the September meeting.

ON-LINE NEWSLETTER

If you are still receiving your newsletter by mail, we

encourage you to give the on-line version a try. It saves you a few dollars and saves your guild a few dollars since the extra \$5.00 charge doesn't actually cover the annual cost of printing and mailing. You'll find it very easy to access and we send a message with an easy link as soon as each newsletter becomes available.

CARPOOLS

Join the gang and form a carpool! Please let us know when you check-in and you will receive extra drawing tickets. Join the fun and start your visiting early by car-pooling.

If you fill up your car with three or more (including yourself) everyone in your group will receive three drawing tickets each and we might just throw in an extra prize to improve your chances.

Looking forward to greeting everyone at the September 17th Guild meeting.

Library - Beverly Mulligan

Library Catalog Information: You may access our catalog on-line.

1. Start at the guild's website: southbayquiltersguild.org
2. Click on "Members only". You must sign in at this point.
3. Scroll down to "Forms". Choose "2013 Library Inventory".

The file will download and you may peruse it at your pleasure. Note the names and numbers of any books that interest you. Then e-mail me at bmulliga@pacbell.net or bring a note to a guild meeting. I will bring your selections to the next meeting.

September is AMNESTY Month.

Please bring back any of our library books that may be overdue. There will be NO fine assessed (normally \$1.00 per month.) Lost books will still need to be paid for.

Comfort Project - Mary Shadbourne

OK, we're rolling again! Regular second-Tuesday sweatshops will resume on September 10, 2013 at Levy Adult School, 3420 West 229th Street, Torrance. Find us in Room 7 (near the south parking lot). If you're not familiar with Levy, it's easier if you enter through the east driveway. Turn right at the back of the school and continue to the westernmost soda machine. Room 7 will be on your right.

Remember, everyone is welcome to participate in sweatshop. You don't even know how to sew? You don't need to know how to sew--there's plenty to do for every skill level. We love it if you bring your machine, but that, too, is not a requirement. Bring a friend!

As previously announced, our now popular silent auctions will resume in September. Come to the meeting and see what our next offering will be.

We had planned a much more productive Posse effort over the summer, but alas! Life got in the way and our poor posse languished. We'll make up the time lost during the year.

Intra-Guild - Sharon Amos and Karen Yarrow

The "Quilter's Garden" Sampler was a huge success. We had 21 people sign up to participate in the 12 block challenge. We even got an email thanking us for coming up with a pattern that a member could make for herself. We will continue to supply a quilt block pattern with directions each month and show samples of the block. Stop by the Intra-Guild table and pick up yours. The block pattern and directions will also be available on the Guild website.

Christmas is not that far off so don't forget to pick up your Christmas stocking pattern from us and maybe some fabric from Community Services. It's also available online at the Guild website. We are accepting toiletries to put in the stockings. Just drop off whatever you can at the Intra-Guild table.

Travel - Sue Glass

Guild bus for Road to California

Hi everyone, You are invited to sign up for the Guild bus to Road to California on January 25, 2014. Here are reasons why you need to be on the guild bus (besides the fact that it will be much more fun than driving by yourself):

1. Ticket price: Buy it yourself at the door and you pay \$15.00. Get it with the bus trip and you pay \$10.00 (included in your fee).
2. Parking: Drive yourself and pay \$9.00. Ride the bus and pay nothing for parking.
3. Driving: Drive yourself and not only do you have to get there, you have to get home when you are tired and worn out from shopping! Plus there's all that gas money!

The bus will depart the Redondo Beach Green Line Park and Ride at 8 a.m., arriving about the time the show opens at 9. We will depart the show between 3:30 and 4 p.m., arriving back at Redondo Beach

about 5. We have increased the amount of time for the bus trip this year so that those who want to do a shift of white glove to help with our opportunity quilt can do so and still have time to see the show and shop. The fee for taking the guild bus will be \$42.00 per person for guild members (any quilt guild), \$47 for nonguild members. Your fee includes entry to the show, the show brochure, travel in our restroom equipped, air conditioned coach, refreshments on the bus, and the tip for the driver. There might even be some door prizes, you never know. Your entry wristband is good for Sunday as well, so should you be so foolish as to choose to go back, you will get in for free.

Signup begins with the September guild meeting and continues until at least the second week in January unless we fill up the bus before then. Come see me at guild, call me at 310-372-3945, or e-mail me at sue.glass@verizon.net.

See you at Guild

Happy Birthday - September - October

Nancy	Jengo	9/3
Tina	Nord	9/10
Louise	Welch	9/11
Donna	Mc Call	9/12
Suzanne	Fishman	9/13
Laura	Tulla	9/13
Alison	Gerber	9/14
Dee	Evans	9/15
Charmaine	Doty	9/16
Jacqueline	Johnson	9/26
Lucia	Petrarca	9/27
Diane	Denney-Winthrop	9/27
Janann	Nakano	9/29
Sharon	Bohner	9/30
Margaret	Schucker	10/1
Ingrid	Frick	10/4
Claudia	Gomez	10/6
Grace	Peng	10/8
Joyce	Sharifi	10/10
Trudy	Ooms	10/13
Eva	Killingsworth	10/16
Rosemary	Zettler	10/16
Theresa	Graham	10/19
Ruby	Tabata	10/20
Jean	Theaker	10/20

Barbara	Wright	10/22
Stephania	Bommarito	10/24
Stacy	Bellante	10/26
Gina	Shankle	10/31

Treasurer's Report - Pam Overton

Combined July-August Report

July 2013

Ordinary Income/Expense	
Income	
Amazon Earnings	\$15.66
Interest Income	\$0.53
Total Income	\$16.19
Expense	
Programs / Works	\$64.59
Sales Tax	\$38.00
Total Expense	\$102.59
Net Ordinary Income	-\$86.40

August 2013

Ordinary Income/Expense	
Income	
Amazon Earnings	\$19.81
Book Sales	\$37.00
Community Servic	\$430.00
Interest Income	\$0.53
Donations	\$50.00
Membership Dues	\$2,435.00
Workshop Fees	\$560.00
Total Income	\$3,532.34
Expense	
Corr Secretary Exj	\$13.04
Door Prizes/Awarc	\$166.83
Dues/Fees	\$40.00
Programs / Workshops	
Speaker Fees	\$250.00
Speaker Travel	\$181.80
Teachers-Workshop	\$350.00
Workshop Kits/Supplies Fee	\$200.00
Total Programs / V	\$981.80
Room Rental	\$175.00
SCCQG Represer	\$101.70
Total Expense	\$1,478.37
Net Ordinary Income	\$2,053.97
Net Income	\$2,053.97

Ending Balances:

Checking/Savings	
Bank of the West Checkin	\$22,753.03
Bank of the West CD (11	\$5,846.66
Bank of the West CD (12	\$10,000.00
Capital Source Bank (11 r	\$11,812.68
Total Checking/Savings	\$50,412.31

AAA Sewing and Vacuum

2365 Pacific Coast Hwy, Lomita, CA 90717
 (310) 257-1744
 Tuesday – Friday 9:30 a.m. - 6:00 p.m.
 Saturday 9:30 a.m. - 5:00 p.m.
 Closed Sunday and Monday

*****Come visit us at our new location! *****

Raylene Christmas
 310-704-7312
 Long Arm Quilting
 Hand-Made Quilts

MOMEN+
 FABRIC STORE
 TORRANCE, CALIFORNIA
 WWW.MOMENPLUS.COM
 1323 EL PRADO AVE TEL: 310.328.0500
 MOMENPLUS@GMAIL.COM FAX: 310.328.0501

NINA'S QUILT BARN
 www.ninasquiltbarn.com
 2302 ARTESIA BLVD.
 REDONDO BEACH, CA 90278
 PHONE: (310) 374 - 7222
 FAX: (310) 374 - 8229
 Mon. - Sat.


The Quilting Yogi

Where Quilting and Zen Life Converge

Eleanor Johnson - Much
 Long-arm Quilting Service

Certified Yoga & Meditation Instructor RYT 200

115 North Lucia Avenue, #B
 Redondo Beach, CA 90277
 310.408.9315
 eleanorejohnson@aol.com



The Traveling Quilters

P.O. Box 3214, Manhattan Beach, CA 90266
 A Tour Service for Quilters!

2013 -

- September – Wisconsin (SOLDOUT)
- December 7 – Mystery Trip

2014

- Temecula Quilt-Away Retreats
 February 27, 28, March 1, 2 – 2014
 September 17-20, 2014

Would you like to be on our mailing list? Just drop us a note at the address above, or e-mail: pam@travelingquilters.com

Sheri Siedentop—Proprietor

The Quilt Cupboard

11891 Valley View St
 Garden Grove, CA 92845

Phone: 714-891-8639

<http://www.thequiltcupboard.net>
 Email: Sheri@thequiltcupboard.net



Photo: our shop cat



Linda's Quilting Studio

Professional Longarm Machine Quilting

San Pedro, CA
 Call For Appt.

Linda Crane
 310 833-4141



SEWVAct 1762 Clark Avenue
Long Beach, CA 90815 (562) 498-6684

405 FREEWAY
CLARK
BELLFLOWER
ATHERTON
N
PCH

Friday: 10am to 6pm
Saturday: 10am to 5pm
Sunday: Noon to 5pm



DreamMaker Quilts
Memory Quilts & MachineQuilting

Dotty Allison

310.322.0535 El Segundo, CA
310.529.6142 Cell WillQ4U@aol.com

**Your Ad could be here for only
\$5 per month
Contact Sharon Bohner for rates and
information**



A QUILTER'S GARDEN

BLOCK 3 - *Bleeding Heart*

CUTTING

From **BEIGE PRINT**:

✳ Cut 1, 4-1/4-inch square for stem unit

✳ Cut 1, 2-1/2 x 35-inch strip.

From the strip cut:

4, 2-1/2-inch squares

16, 1-1/2-inch squares

✳ Cut 1, 1 x 35-inch strip.

From the strip cut:

32, 1-inch squares

From **PLUM PRINT #1**:

✳ Cut 8, 2-1/2-inch squares

From **PLUM PRINT #2**:

✳ Cut 4, 2-1/2-inch squares

From **PINK PRINT**:

✳ Cut 8, 2-1/2-inch squares

From **LIGHT GREEN PRINT**:

✳ Cut 1, 2-1/2 x 42-inch strip.

From the strip cut:

8, 2-1/2-inch squares

1, 1-1/2 x 7-inch strip for stem unit

PIECING

Step 1 ✓ With right sides together, position a 1-inch **BEIGE** square on the upper corners of a 2-1/2-inch **PLUM #1** square. Draw a diagonal line on the **BEIGE** squares; stitch, trim, and press. *At this point each unit should measure 2-1/2-inches square.*



Step 2 ✓ With right sides together, position a 1-inch **BEIGE** square on the upper corners of a 2-1/2-inch **PINK** square. Draw a diagonal line on the **BEIGE** squares; stitch, trim, and press. *At this point each unit should measure 2-1/2-inches square.*



Step 3 ✓ With right sides together, position a 1-1/2-inch **BEIGE** square on the upper right and lower left corners of a 2-1/2-inch **LIGHT GREEN** square. Draw a diagonal line on the **BEIGE** squares; stitch, trim, and press. *At this point each unit should measure 2-1/2-inches square.*




Step 4 ∞ Referring to the diagram for placement, sew a PLUM #1 Step 1



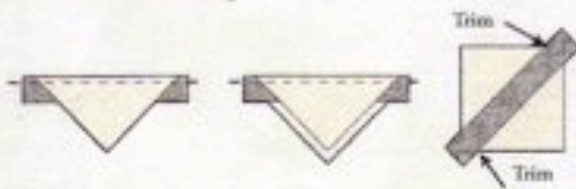
unit to the right edge of a Step 3 unit; press. Sew a PLUM #1 Step 1 unit to the left edge of a 2-1/2-inch PLUM #2 square; press. Sew the 2 units together; press. At this point each unit should measure 4-1/2-inches square.

Step 5 ∞ Referring to the diagram for placement, sew a PINK Step 2 unit to





the right edge of a Step 3 unit; press. Sew a PINK Step 2 unit to the left edge of a 2-1/2-inch BEIGE square; press. Sew the 2 units together; press. At this point each unit should measure 4-1/2-inches square.

Step 6 ∞ To make the stem unit, cut the 4-1/4-inch BEIGE square in half diagonally to make 2 triangles. Center a BEIGE triangle on the 1-1/2 x 7-inch LIGHT GREEN strip; stitch. Center the remaining BEIGE triangle on the LIGHT GREEN strip; stitch, and press. Trim the stem unit so it measures 4-1/2-inches square.



Step 7 ∞ Sew the Step 4, Step 5, and Step 6 units together in 3 vertical rows; press. Sew the rows together; press. At this point the block should measure 12-1/2-inches square.



A QUILTER'S GARDEN Block 3

Selected Upcoming Southern California Quilt Events

September 13 – 14, 2013	North Cities Quilt Guild 2013 Quilt Show “So Much to be Thankful for” Friday 10 – 4 Saturday 10 – 4, Placentia Presbyterian Church, 849 N. Bradford, Placentia, CA 92870. Admission: \$7 at the door. Featured Quilter, showcase of member’s quilts, “Playing with thread” Challenge, vendors, opportunity quilt, opportunity baskets and more. The Cities Boutique, Attic Treasures booth. Free parking For more information visit: northcities@yahoo.co
September 14 – 15, 2013	The Flying Geese Quilters Guild presents "A Harvest of Quilts", Soka University, One University Drive, Aliso Viejo, CA 92656; Saturday, September 14, 2013, 10 a.m. – 4 p.m.; Sunday, September 15, 2013 10 a.m. – 3:30 p.m. Over 300 traditional and non-traditional style quilts will be on display. It brings together the “best of the best” in quiltmaking, with aisles of displays, retail exhibits, antique quilts display and live quilt auction at 2 p.m. on Saturday. Free parking \$10 admission (http://www.HarvestOfQuilts.com).
September 21 -22, 2013	Conejo Valley Quilters presents "A Gathering Under the Oaks: A Quilters Showcase" at California Lutheran University, Gilbert Arena, Thousand Oaks, CA Starts September 21 at 10:00 a.m., ends September 22 at 4:00 p.m.
October 4 – 5, 2013	High Country Quilters' Guild present a Quilt Show and Auction, Friday, October 4, 11:00 a.m. To 6:00 p.m. and Saturday October 5, 10 :00a.m. To 5:00 p.m. Admission: \$6 for adults, \$5 for seniors
October 12-13, 2013	Southern California Council of Quilt Guilds presents the Idyllwild Autumn Quilt Show, October 12-13, 10:00 a.m. - 4:00 p.m., Buckhorn Camp Peace Center, 24641 Highway #243, Idyllwild, CA 92549

Remember to bring:

- Your badge
- Your donation to the St. Andrews Pantry (fruit and meat canned goods)
- Your Read Me a Quilt and/or Wounded Warrior Quilt donations
- Intra-guild blocks
- Show and Tell
- Finished Comfort Quilt tops or tied quilts

SOUTH BAY QUILTERS GUILD

MEMBERSHIP APPLICATION – 2013-2014

(Please print and completely fill out all information even if you are renewing.)

Name _____ Birthday (Month/Day) _____

Address _____ Home Phone _____

City _____ State _____ Zip _____ Work Phone _____

Occupation _____ Cell Phone _____

Email Address _____

All membership renewal forms must be received no later than the ***close of the September meeting***. Dues cover the period 9/1/13 through 8/31/14. If you wish to renew by mail, please send your application form with a check payable to **SBOG** to:
Pat Bryan, 2222 S Mesa St Unit 13, San Pedro, CA 90731 (310-547-3824) pat-bryan@att.net

Membership Category:

Renewal or New Member with Web based newsletter \$40.00

Renewal or New Member with mailed/paper newsletter \$45.00

Newsletter Only Member with Web based newsletter \$15.00

Newsletter Only Member with mailed/paper newsletter \$20.00

Lifetime Member Honoree – No Charge Web? [] Paper? []

For renewals received after November 1, 2013 please add a \$5.00 late renewal charge.

South Bay Quilters Guild has is very active in Community Services projects. In addition to the above dues, you may make an optional charitable donation for Community Services, which is tax deductible. If you choose to do so, please indicate the amount \$_____. You will receive a donation receipt. Thank you!

SBQG is an all-volunteer charitable organization. According to our bylaws members are expected to meet three requirements each membership year: Attendance at 3 meetings, participation in the work of the guild, and assistance (3 hours minimum) with the quilt show. Check your bylaws for complete information. I certify that I understand and accept these requirements. (Please contact Pat Bryan or Marie Cortez if you were/are unable to complete the requirements.)

Photography – I understand and agree that from time-to-time photographs may be taken of various Guild activities and images may appear on our website. I understand and grant permission for use of my image as described.

Signature

Date

Volunteer Opportunities - Here are some ways you can help with the work of the Guild. Check any you are interested in and we will pass your name along to the chairperson of that area.

Community Services _____ Quilt Show _____ Fashion Show _____

Library Table _____ Membership Table _____ Speaker Assistance _____

Patchwork Star _____ (An opportunity for Guild members to get to know you better and to share your quilting/fabric arts interests.)

2014 SBQG Quilt Show Entry Form

Exhibitor First Name Exhibitor Last Name

Phone Number

Best contact number if we have questions about your entry

E-mail address

Title of Entry Is Quilt for Sale?

Description
of Quilt
(100 words
or less)

Measurement as Hung: Width (horizontal) Length (Vertical)
Length along the top (sleeve) in inches Length from top to bottom in inches

Designed By: Made By:

Quilted By: Owned By:

If more than one quilt is entered, please state your preference (example: 1 of 3)

Select Category (*Choose one*):

- Traditional Pieced
- Applique
- Mixed Technique
- Art Quilt
- Quilters Challenge
- Sunday Quilt

Select Quilting (*Choose one*):

- Hand Quilted
- Machine Quilted
- Professionally Quilted

Select Techniques (*Select all that apply*):

- Machine Pieced
- Hand Pieced
- Machine Applique
- Hand Applique
- Embellished
- Back Art
- Other