

South Bay Quilters Guild

Volume XXXIII, No. 5 Established 1979

November 2011

President's Corner

Pam Overton

As I write this article I'm preparing to journey to Houston for the International Quilt Festival. It's one of the highlights of the Fall season – wonderful quilts, great teachers, and lots of new ideas! And oh so many vendors! Of course, I don't "need" anything but that usually doesn't stop me!

With Sheryl's help on the SBQG blog I'll try to send you some pictures and stories as we travel from San Antonio to Austin and then on to the new Texas Quilt Museum and the quilt show.

Our guest speaker last month, Sue Rasmussen, was full of tips and knowledge about two of our basic tools – needles and threads. Wasn't that a great lecture? I hope you all went home and oiled your machines and perhaps you're trying out some of those specialty needles and threads. Rumor has it the workshop the next day was a fun day and everyone went home with a good start on their landscape quilts.

Our program chairs, Janet Coggins and Helen Lu are busy contacting potential speakers for 2012/2013. If you have any suggestions, please let them know. They are trying to plan programs that cover the spectrum from beginner to advanced and traditional piecing to art quilts and appliqué.

In recent months, we've had a great turnout of Read Me and Wounded Warrior quilts. Let's keep it up if we can. The need at this time of year is great. Please remember that Julie and Arlene have fabric that you can use in your quilts. Give them a call to coordinate picking up some of the fabric. Remember, the quilts need not be elaborate, just made with love!

See you at the meeting! Pam ♦♦

Programs

November Speaker:

Susan Carlson

Susan has been creating images with fabric since 1983. Her experimentation has led her to a fabric collage method she's been sharing since 1994.

She has taught throughout New England, U.S., Canada and New Zealand.

She lives in Harpswell, Maine and has written two books, "Free-style Quilts- A no rules approach", and "Serendipity Quilts - Cutting loose fabric collage"

Our November speaker, Susan Carlson, needs a place to stay. If you would like to offer to host her, please contact Janet Coggins.

She also will need to be picked up Tuesday Nov. 15 from the San Fernando Valley guild. Taken to the meeting, class and onto the airport Wed. night, the 16th.

This job can be split up among several members if we need to.

Holiday Dinner

We will have our Holiday Dinner at the Church this year on December 13th. The caterer we have had for several years will again serve us. The food is delicious and the fellowship even better. The standard Turkey, dressing, etc. will be served with pumpkin pie and chocolate cake for dessert! Please buy your ticket at the November meeting. Mary Ann Sereth will have a table to take your reservations. You can mail your check to her if you wish at 9149 Hillsboro Drive, LA CA 90034. Cost is \$15. The cost has not gone up for 3 years. Make the check out to SBQG.

If you can volunteer to bring a table decoration, and/or volunteer to help set up the tables, Mary Ann (See page 2). We will have Holiday music by Walter and Mary Ann Sereth--so prepare to sing while you tie quilts. Hope to see you there.

Workshops

There are currently openings in all the upcoming classes. Sign up **NOW!**

November 16th Workshop

Susan Carlson will be teaching "Somethin' Fishy". Students will create a fun and fabulous fabric fish wall-hanging using Susan's fabric collage technique as presented in her book *Free Style Quilts: A No-Rules Approach*.



January 18 Workshop

Laura Wasilowski - Four Little Landscapes

Create 4 little landscapes and place them in fabulous fabric frames. Learn how free-cutting, pattern building and improvisation can dress up a simple view of sky and ground. Your colorful kit (\$20) of hand dyed fabrics is designed to make 4 individual fused quilts, show them separately or combine them for a larger art quilt. No sewing machine needed.




2013 Opportunity Quilt

It's coming! Kits are being created for piecing—beginner and intermediate and appliqué. Something new and different, it will be a joy to see!! ♦♦

Help Needed

In order to have our "Floral Fantasy" quilt at Road to California we need to provide 20 hours of white glove service. At the November meeting we will take sign-ups to white glove at Road anytime Thursday through Sunday days of the show. ♦♦



**NINA'S
QUILT BARN**


**2302 ARTESIA BLVD.
REDONDO BEACH CA 90278
Phone 310-374-7222**

You are invited to Dinner

Your are invited to dine with the speaker!
Come join for dinner, at the "Top Wok" restaurant for our pre-guild dinner. Top Wok is located at 1252 Beryl Street, Redondo Beach.

(Next to the Hallmark shop and Vons.)
310-318-3072.

Please arrive by 5pm, Tuesday Nov. 15th. Call Janet Coggins and she will save you a seat! ♦♦



Nov 8	Community Service— Sweatshop at Hamilton Adult School, 2606 West 182nd Street, Torrance, in <u>Room 16</u>.
Nov 15	Guild Meeting at at St. Andrew’s Presbyterian Church, 301 Avenue D, Redondo Beach. Doors open at 6:30 Meeting begins at 7:00 P.M. Remember to bring canned goods!
Nov 16	Workshop at Palos Verdes Library Community Room from 9:00 A.M.— 3:00 P.M
Nov 22	Quilt Show Meeting at Hamilton Adult School, Room 15 at 7 PM
Dec 2	Newsletter Deadline! Please send all newsletter articles to Carol Berg
Dec 6	Guild Board meeting at Marie Calendar’s near intersection of Hawthorne and Torrance Blvd. in Torrance . Business meeting begins at 6:30pm. All members are welcome!

Refreshments



Refreshments will be served at our guild meeting. If your last name begins with “A” or “B” please bring a snack for 15 - 20 people. I have had requests for recipes for some handmade snacks, if you'd like to

share, I'm sure it will be appreciated.♦♦

A Touch of Whimsey

2011 Fashion Show

Lois Grover

Sunday, October 9th 67 Guild Members and friends enjoyed a delicious luncheon in the beautiful setting at Fort MacArthur. The tables settings were enhanced by the black and white centerpiece mats made by Stephania Bommarito and Dawn Cynamon with the colorful flower centerpieces arranged by Florence Tebbets in unique containers. See the pictures in the online newsletter!!

Our speaker, Cynthia Catlin is well noted in the wearable arts field. She showed a beautiful selection of jackets, matching hats, dress and jacket ensemble, jewelry, handbags, and totes. She works with intense colors and bright threads. She used a variety of fabrics from silks to cottons. One stunning jacket is made with African mud cloth with suede cloth trim. Each garment was a showpiece with emphasis on different cuffs. She was very helpful after her presentation talking to many people who came up for a closer look. Those of you who were unable to attend missed meeting and hearing an entertaining and informative lady.

For those of you who contributed door prizes and centerpiece containers a big thank you. Your contributions helped make this a fun event!!

Guild members outdid themselves with their entries in the Fashion Show. There were vests, jackets, hats and handbags. Stephania Bommarito did a terrific job as our commentator. Arlene Hopper showed her mother’s wedding dress from 1911, a white batiste with tucks and lace. Janet Coggins showed her great-grandmother’s dress from 1870, which was a two piece design in taupe silk taffeta with a short train.

A big thank you to the Fashion Show 2011 Committee for all their hard work: Janet Akman, Carol Berg, Stephania Bommarito, Dawn Cynamon, Dee Evans, Patti Stewart, Florence Tebbets and our “what can I do to help” volunteers during set-up and clean-up.

Lois Grover / 2011 Fashion Show Chair

Membership

Stephania Bommarito
Nancy Payne

Renewals A big **THANK YOU** goes out to all who have completed your membership renewals! As of October 31, we have a total of 164 members

including new/renewing members, newsletter only members, and our four lifetime members.

There is still time to renew, however, remember that renewals after November 1 are subject to a \$5.00 late renewal charge. If you need a form, come by the membership table, call or email and we will get one to you immediately. The form can also be found on the Members section of our website. Please mail your form and check to Stephania.

2011-2012 Membership Booklet The new booklet will be available at the November meeting. Stop by our table to pick up your copy.

Name Badges We will have the new badges available at the November meeting. If you still have an existing useable badge holder, it will save a bit of expense. If you have misplaced or lost your badge holder, we will have replacements at the meeting. Further, It is very helpful if everyone wears their name badges so we can get to know one another on a first name basis.

New Members We are very pleased to welcome our new members – Karen Junger, Georgia Wagniere, Mary McHale, Angele Ryan, Thom Knight, Beverly Mulligan, Sylvia Riethmeier - to our Guild. Be sure to look for them and introduce yourself at our next meeting.

Be sure to stop by the Membership Desk and Sign-in Our November door prize will be a \$10.00 gift certificate for Luella's Quilt Basket. See you at Guild meeting!

Intra-Guild

Dee Evans & Tracy Finnell

Mystery Quilt – Can't wait to see your finished tops! If you only have fabric purchased, that's okay. Bring it to show us.

UFO Challenge – Have you updated the notebook with your completed projects lately? Be sure to get the mystery quilt added. Don't forget those great prizes we will have at the end.

Christmas Cards for Soldiers –This is the last time to turn in cards. They will be shipped to our soldiers in time for the holidays. Many thanks to those of you who made cards.

Christmas Stockings – We still have patterns and plenty of fabric. Stop by to pick some up. The stockings will continue through next month, but November will be your last chance to pick up supplies.

Trivia Question – Answer for last month's question – Kentucky **New Question:** How can you stop your fabric from fraying when washing?

COMMUNITY SERVICE—Janet Akman

Thanks to everyone for the great quilts turned in for CASA and Wounded Warriors. Thank you all for your continued support of these projects. We are still trying to make the presentation at the meeting go smoothly. With that in mind, we are requesting that each quilt turned in have the name of the maker pinned to the back of the quilt. In the case of the CASA quilts please also include the name of the book.



As we enter into the holiday season please remember the food pantry at St Andrews can use our help. We will also gladly accept pillowcases and backpacks.


See the article below regarding the DCS Project for Emergency Placement Bags.

With Love Quilt Project...

The **last Sweatshop of 2011** will take place, as usual at Hamilton Adult School, 2606 West 182nd Street, Torrance, but **IN A DIFFERENT ROOM**. This month's second Tuesday gathering will meet in **Room 16, November 8, 2011 from 7:00p to 9:00p**. If you're able to bring your machine, by all means do so. The more machines we have, the more quilts we'll be able to get into production. If all you can bring is scissors and perhaps a pointy chopstick, that's fine, too. Because this is the last sweatshop of the year, and because we have a good-sized holiday commitment, we need all hands on deck for this one.

If you're new to the guild (or if you've never participated in our sweatshop activities), we set up a little production line with pinners, sewers, trimmers, turners and bundlers. When possible, we enlist closers and labelers as well. We usually work on 60 to 80 quilts, getting them ready for further processing—tying or machine quilting. It's a lot of fun and a crucial step in the process of turning out seven hundred to a thousand quilts each year.

Reminder: Sign up for Quilt Posse at the Community Services table during the guild meeting. QP members attend randomly scheduled daytime work parties (no sweating necessary for this one). These parties usually occur from 10:00a to 12:00p, but we're thinking of scheduling some in the afternoon (1:00p to 3:00p) in the coming year. Putting your name on the email list does not necessarily indicate a commitment to attend. You might just join the list for information. You can ask for your name to be removed for any reason (or no reason) at any time. These daytime work parties, and sweatshops are a great way to meet other members, too.



Read Me a Quilt

Thank you for turning in 10 quilts this past month for the children in the CASA program. We had quilts made by Pat Bryan, Karen Rakita, Pam Overton, Marilyn Pound, Sandy Caseltine and Arlene Zobrist and several that were turned in

anonymously. Please turn in any quilts that you have made as Christmas gifts for the foster children. Our next meeting is already November. The children are so touched that someone cares about them.

Please put your name on a slip of paper and safety pin it to the back of your quilt. This should make the showing of the quilts smoother.. Everyone enjoys seeing the quilts that are made for the children but sometimes it gets chaotic on the stage when we don't have the makers names. We are working on the process. Please bear with us.

I'm anxious to see the quilts that you make this month. I'm always so impressed with the work that all of you do to make some children happy.

Thank you.

Julie Maas

Do you have a G-mail Account?

Important: members who have a Gmail account and submit their Quilt Show entries through our new web form are not receiving the automated emails. Gmail doesn't recognize the From: address of SouthBayQuiltersGuild@gmail.com so it sends the email to the Spam folder. Please add SouthBayQuiltersGuild@gmail.com to your address book.

Eleanor Johnson

Longarm Machine Quilting

QUILTING
by MISS E

eleanorejohnson@aol.com

1512 Aviation Blvd. Redondo Beach, CA 90278 310.408.9315

Quilts for Wounded Warriors

Requirements: Size: 48" by 78" (stretcher size), All cotton (including batting, 80/20 acceptable), Appropriate patriotic theme/ design, optional: Pillowcase, 20"x30", coordinating fabric

Dear Ms. Zobrist,
 Thank you so much for the beautiful quilt you made for my husband! He was wounded in action on Sept 23, 2011, in Afghanistan. He is still having surgeries 3 days a week and has had 3 limbs amputated. We are at Walter Reed National Military Medical Center. I am 31 weeks pregnant with our first child and try to stay one night a week in the hospital with Joe, my husband. As I'm sure you know, the fold out beds are not so comfortable and using the quilt you made us was comforting and kept me warm.
 Thank you very much for your support and kind gesture!
 We truly appreciate it!
 Love and kind regards,
 Joseph and Lisa

If you're having a bad day, reading this Thank You note from the spouse of a wounded warrior will help put things in perspective. And with all the trauma they are experiencing, and all their sacrifices for our country, she is thanking us! The quilt her husband received was sent to Afghanistan in early September, and in one month it went around the world and is back in the states, giving comfort to both the warrior and his pregnant wife. That quilt got lots of mileage, both in distance and gratitude.

In October we sent a box of 7 quilts to the Bagram hospital, along with some of the holiday cards you donated. We'll be sending more in November, and I hope to have some other holiday items too. **CALL FOR PILLOWCASES:** If you have some extra holiday fabric and can spare a little time, it would be nice to send some holiday pillowcases to the combat hospitals. Although stockings are a popular item, some pillowcases made from Christmas or other holiday fabrics would send some cheer to patients who are unable to spend holidays with loved ones. The "sausage method" is so quick & simple with just 3 seams, and they would be very useful too. If you bring them to our November meeting (or call me), they will still get there in time since our boxes get to Afghanistan in just one week.

Santa Monica Quilt Guild is now interested in this project too and wants to hear more, with plans for a "sew-in" to make warrior quilts at a future meeting. They have invited me to talk about this and show a sample quilt at their Christmas party. Thanks to all for helping spread the word on this project – the quilts are badly needed and as you see by the note, they are much appreciated!

DEPARTMENT OF CHILD SERVICES (DCS) PROJECT

Janet Akman

First I want to thank everyone who has so generously participated in this project. If you missed the meeting, DCS did present us with a plaque in appreciation of our support. I am including here the guidelines for this program for new member information and any one else who may not be familiar with this project. You may want to work with another member to donate a kit.

We are continuing to support the foster children in the care of DCS. These children, because of domestic violence or unsafe conditions, often leave their homes with just the clothes on their backs. Our contributions help improve the quality of life for these children and families.

The idea is to provide emergency supplies for the children as they are moved into the foster system. The age group for these items is from infant to 8 years. The list below will serve as a guide as to the types of things that are needed.

PLEASE NO USED ITEMS What every Emergency Placement Bag could use: A gift card valued @\$25.00 for a department type store that is open late hours such as Target or Wal-Mart. This would cover the child if she/he needs a toothbrush, underwear, socks, pajamas or food. Grocery store gift cards would be second best option such as Vons, Ralphs or Albertsons. Even a \$10.00 card or individual items would help. **Ages 0-2** Diapers, wipes, baby clothes, onesies, bottles, blanket, age appropriate toys. Gift card. **Ages 3-5** Kids cups, pull-ups, toddler clothes, age appropriate toys. Gift card. **Ages 6-8** Clothes, shoes, socks, underwear (boys seem to prefer boxers), nightlight, flashlight, toothbrush and paste, hair brush, comb, pajamas, sweats (pants and shirts), jeans, shirt, jacket. Gift card. All donated items will be turned over to the Department of Children & Family Services, Torrance Regional Office, 2325 Crenshaw Blvd. Torrance. ♦♦



DreamMaker Quilts
 Memory Quilts & Machine Quilting

Dotty Allison

310.322.0535
 310.529.6142 Cell

El Segundo, CA
 WillQlt4U@aol.com

2012 Quilt Show “Twist on Tradition”

Stephania Bommarito

Quilt Show Miniature Auction: We need quilts of all kinds – pieced and or appliquéd, traditional or contemporary. Auction quilt should not exceed 36 inches on any side, have a sleeve, and a label. Print an entry form from the Members side of our website or pick one up at a guild meeting. We look forward to seeing your dazzling creations! Ruby Tabata and Claudia Gomez will be glad to accept all donations

Raffle Basket : Red Winter and her committee are accepting new, or gently used, items for the raffle baskets. We need fabric of all kinds and color, books, quilting notions, coffees/teas, chocolate/food, gift certificates, or?? Possible themes include wine/picnic, children, garden/floral/vegetable, pillowcase, patriotic, holidays or seasons, cats or dogs, garden or floral, country cottage, colors, or ????. Bring your donations to the meeting or drop items off at Susan Gibb's home (call first). If anyone is planning to donate a basket, let Red know about it.

Acquisitions: You will find an acquisition form in the newsletter as well as in the “Members Only” section of our website under “Quilt Show Forms”. We encourage electronic submission. If you submit your quilt or garment through the Members Only web form, please add SouthBayQuiltersGuild@gmail.com to your email address book or “safe senders” list. This will ensure that you receive the automated email with details of your submission. We will be available at the November meeting to photograph your quilt or garment. All entries must go through the Acquisitions Committee including the Challenge quilts and heirloom quilts. Your quilt does not have to be totally finished when you enter as long as you know you will have it done by the show. The photo must show design and color and the finished size must be defined in order to plan the hanging. Please completely fill out the form! Once again, you have the opportunity to have a professional judge review your quilt and provide a constructive critique. A judge's critique lets you know what you are doing well and if you need to improve in an area. There will be a fee of \$10/quilt to cover the judge's fee. If you have any questions, you can call or email Melanie Dreike, Pam Overton, or Carol Thomas. **The deadline for submissions is the December meeting**

Staffing: Stop by the sign-up table for the various tasks that need to be done before and during the Quilt Show. If you have a favorite task, sign up now! We ask that each member work 3 hours at the show. You can do three hours straight or split them up, Jean Newton will be glad to suggest possible jobs for you to do.

Quilt Show Pins: The pins for the 2011 Quilt show are in ad they are stunning. Diane Miller will be willing to sell you as many as you need at only \$5.00.



The Quilted Rose
Authorized Gammill Dealer



Free Introduction to Machine Quilting Class

This class is for the quilter thinking about purchasing a Gammill Quilting Machine for a business venture or for personal use. Your class will cover attaching a quilt to the machine, stitching from the front and back of the machine, an overview of supplies recommended for starting a business and recommended suppliers. *We furnish all supplies for this class.*

We schedule this class around you, our customer. Call us for an appointment that will fit your schedule. Gammill Vision classes and Statler Sticher classes run around 3 hours each.

Used machines for sale.

If you need help selling your used machine call us for information on our used machine sales program.



When you purchase from The Quilted Rose you will be entitled to the following classes & thread to get your business going:

Statler Sticher Purchase: 4 Days of Classes & \$500.00 in thread

Vision Purchase: 3 Days of Classes & \$500.00 in thread

Vision Premier Purchase: 2 Days of Classes & \$250.00 in thread

The Quilted Rose website has our current Newsletter, Business Plan, Gammill Specials, and Gammill pricing.

Hours:
Mon. - Fri.
9am - 4pm
Saturday:
10am - 2pm



The Quilted Rose
7151 El Cajon Blvd. Suite O ♦ San Diego, CA 92115
PH: 800-660-8282
Web: www.thequiltedrose.com ♦ Email: thequilted@aol.com



Opportunity Quilt Tickets: If you have not picked up your opportunity quilt tickets, please see Nancy Jengo at the meeting. You can also turn in any monies you have collected. Do not be afraid to ask for more. If you need a large number of tickets, please call her before the meeting so that she can have them ready.

Road to California White Glove and Ticket Sales: The Opportunity Quilt – Floral Fantasy – will be hanging at the 2011 Road to California Show on Friday. However, we need to have White glove volunteers to fulfill our 20 hours obligation and to sell tickets on Friday. There will be a sign up sheet at the November meeting. Dee Evans has been busy moving the quilt from one event or location to another for the past months. Thank yous go out to the many people who have come forward to sell tickets. We have earned over \$1200 so far!

Quilt Show Challenge “Twist on Tradition”: Have you found a favorite traditional quilt block for your challenge quilt? There are so many novel ways that you can use the block to come up with a quilt based on new techniques used today. If you are looking for possible ideas, our library has several books to review.

Quilt Show Presale Tickets: Nancy Payne will have pre-sale tickets available at the meeting. Find her at the Membership table.

Committee The next meeting will be held on Tuesday, November 22, 7:00 pm at Ascension Lutheran School, Room B. See you there. ♦♦

Patchwork Star Report – Carol Thomas

November, 2011



This month we welcome Nancy Payne as our Patchwork Star. Nancy has been involved in the SBQG for over ten years. She has held the offices of President, Quilt Show Chair, Newsletter Editor and Membership Chair, Quilt Show Publicity and Quilt Show Entrance Chair.

Nancy was born outside Chicago, Illinois but has lived in California for the past 31 years. She has a daughter, Sarah and a son, Andy. She is an electrical engineer with Northrup Gruman.

Nancy learned to sew as a child and started quilting about 15 years ago. She has a legacy of quilting though because her grandmother was a quilter. Nancy is fortunate that her mother still has some of her quilts; most that are hand made.

Nancy prefers to quilt with bright colors and her favorite color is fuchsia. In fact, her favorite quilter is Freddie Moran because of her use of bright colors. Nancy likes to piece and appliqué. I'm sure we're all looking forward to seeing Nancy's work at the general meeting, and I hear she will bring some of her grandmother's quilts as well! ♦♦

Invitation to Enter Show in Tennessee

Smoky Mountain Quilters Guild of Tennessee would like to invite members of your guild to enter quilts in our annual quilt show and competition. The 32nd annual show will be held March 23-25, 2012 on the campus of Maryville College in Maryville, Tennessee. Our entries are not juried, however we depend on the services of highly trained and certified professional judges to evaluate the quilts and award the efforts of our entrants. We award over \$6,000 in prize money. Our exhibit space is completely climate controlled with good lighting.

Categories:

Bed Quilts, Pieced and Quilted, Bed Quilts, Mixed Techniques or Appliqued and Quilted, Wall Quilts, Pieced and Quilted, Wall Quilts, Appliqued and/or Mixed Techniques and Quilted, Lap Quilts, Art Quilts, Pictorial, Miniature, Kid, Other, Junior, Two Person Team, Small, Two Person Team, Large, Group.

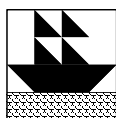
Entry Deadline: February 7, 2012

For more information on entries: Contact: Jean Lester, (865) 577-0892, jeanlester@comcast.net <mailto:jeanlester@comcast.net> 3829 Maloney Road, Knoxville, TN 37920

Or visit our website: www.smokymtnquilters.com <<http://www.smokymtnquilters.com>>

Lynn Sykes, >200 J Thompson Boling Arena, >Knoxville, TN 37996, (865) 974-1227
lsykes@utk.edu

!



South Bay Quilters Guild

Quilt Show 2012

Entry Application

The committee will accept hand written applications, but an electronic entry is preferred. Electronic entry forms are available on the website. **Submit electronic forms and digital photos to: quiltshowentry@earthlink.net.**

Committee Use Only		Entry #	Picture #		Program #		
Exhibitor's Name				Do you wish to have your quilt judged for a fee of \$10. If so, you will receive written comments from the judge within 10 days after the show. Fee is payable at time of application submission.		Yes <input type="checkbox"/>	No <input type="checkbox"/>
Address							
e-mail address							
Phone	Home		Work		Cell		
Title of Entry							
Designed by			Made by			Is the quilt available for sale? If yes, process/details will be provided to you.	
Quilted by			Owner			Yes <input type="checkbox"/>	No <input type="checkbox"/>
Description (100 words or less)							
Techniques Used							
<input type="checkbox"/>	Hand Pieced	<input type="checkbox"/>	Machine Pieced	<input type="checkbox"/>	Hand Appliquéd	<input type="checkbox"/>	Machine Appliquéd
<input type="checkbox"/>	Hand Quilted	<input type="checkbox"/>	Machine Quilted	<input type="checkbox"/>	Back Art	<input type="checkbox"/>	Embellished
Other							
Measurements in Inches as hung		Width (horizontal)			Length (Vertical)		
Only complete applications will be accepted. All first choice entries may not be accepted based on the number of entries submitted and the hanging space available.							
If more than one quilt/garment is entered, please state your preference (example: 1 of 3)							
Special Exhibit Item? Please check as appropriate.			<input type="checkbox"/>	Sunday Antique Quilts		<input type="checkbox"/>	Quilters Challenge
Quilt Category for Viewers Choice							
The Acquisitions Committee will make the final determination as to category and size.							
<input type="checkbox"/>	Traditional Pieced		<input type="checkbox"/>	Hand Quilted			
<input type="checkbox"/>	Appliqué		<input type="checkbox"/>	Machine Quilted			
<input type="checkbox"/>	Art Quilt		<input type="checkbox"/>	Professionally Machine Quilted			
<input type="checkbox"/>	Garments - Can be a garment or apparel accessory (purse, hat, scarf, etc.)		<input type="checkbox"/>				
<p style="text-align: center;">. Release for photography. The guild may arrange for a photographer to take pictures of our quilt show entries and create a DVD for sale at the show. The guild will receive a portion of the proceeds and the copyright for the images on the DVD will be held by the guild. In order to include your quilt on the DVD, we must have your signature below allowing us to photograph your quilt and include it on the DVD. If you do not want your quilt photographed, please indicate "NO" below in the signature block.</p>							
Signature:				Date:			

AAA Sewing & Vacuum Ctr.
3770 Sepulveda Blvd
Torrance, CA 90505
310-791-1190
 www.aaasewingandvacuum.com

Linda McGehee
comes to Torrance!!!!

Come join Linda for two days of sewing joy! On Friday she will present two lecture/demo programs and on Saturday there will be a hands on class where she will teach you an inventive 2-zipper bag.

Fri Nov 11 & Sat Nov 12

Spaces Limited so register early to avoid disappointment



A Tour Service for Quilters!

The Traveling Quilters
 P.O. Box 3214, Manhattan Beach, CA 90266

A Tour Service for Quilters!

2012 -


23-26 February - Temecula Quilt-Away Retreat

5 May - Mystery Trip

19-25 August - Quilting on Puget Sound - the APWQ show in Tacoma and much, much more

September - Temecula Quilt-Away Retreat

Would you like to be on our mailing list? Just drop us a note at the address above, or e-mail: pam@travelingquilters.com




Linda's Quilting Studio
 Professional Longarm Machine Quilting

San Pedro, CA Linda Crane
 Call For Appt. 310 833-4141



Raylene Christmas
 310-704-7312

Long Arm Quilting
Hand-Made Quilts

 Find us on **Facebook** The guild is on **FACEBOOK** and **Twitter!**

Users can access the Facebook link and Twitter link from our home page.



Luella's Quilt Basket

Thank you for **23** wonderful years!

Come visit us and take advantage of our store closing sale!

Lots of great values! Stock up now!
 Lovely quilts for sale—do your holiday shopping today!

Display items and holiday decorations for sale!

Luella's Quilt Basket
 1512 Aviation Blvd.
 Redondo Beach, CA 90278
 310-798-1282 www.luellas.com

Upcoming Events

Nov 18-Nov 20 2011 Santa's Holiday Hop- Come be a part of the 2011 Santa's Holiday Hop. This year participating shops will be giving out clues for a mystery block. You will be provided the fabric in a sealed bag along with a piece of the pattern for the mystery block. Each runner must go to each shop to obtain the entire pattern. The completed block can be seen at your local quilt shop, on Monday, 11/21/11. All you need to do to participate is to pick up a passport at the first shop you visit. Look for information at one of the participating quilt shops: Bears quilt Shop, Flying Geese Fabric, Orange Quilt Bee, Quilters Garden, The Calico House/Cranberry Quiltworks, The Quilt Cupboard, Tranquility Quilts.

Dec 3 PINE NEEDLES QUILT GUILD 18TH ANNUAL WRIGHTWOOD HOLIDAY HOME TOUR AND BOUTIQUE—11:00 A.M. TO 4:00 P.M. Visit four Wrightwood homes that are beautifully decorated with quilts for the holidays. Also available this year is our popular craft boutique located in the Wrightwood Community Building and the refreshment house at the Wrightwood Country Club.


Ticket Prices: Advance tickets: \$12.00, Day of tour \$15.00—available at boutique and homes.

Where to Purchase: Antelope Valley Bank, Cinnamon's Bakery, Desert Community Bank, Snow Creek Dry Cleaning, Pinker Place, Grizzly Café, Cabin Fever.

By Mail: Send SASE to: Pine Needles Quilt Guild, P.O. Box 2800, Wrightwood, CA 92397-2800

Boutique: Wrightwood Community Building-behind Antelope Valley Bank on the corner of Highway 2 and Park.

Homes: May be viewed in any order. Map of homes will be provided with ticket.



South Bay Quilters Guild

P.O. Box 6115

Torrance, CA 90504

Guild Meeting:

Meeting begins at 7:00

November 15, 2011

Reminders:

Wear your Name Tag

Invite a friend to the meeting

