

South Bay Quilters Guild

Volume XXX, No. 9

Established 1979

March 2010

Guild Meeting on March 16 at 7:00 P.M. doors open at 6:00 pm
St. Andrews Presbyterian Church, 301 Avenue D, Redondo Beach

President's Corner

Julie Limbach-Jones

310/372-3889


BEAUTIFUL! That's what I heard over and over at the Quilt Show from vendors, attendees and people from other guilds showing their opportunity quilts. Also mentioned was how nicely our quilts were hung and displayed, the quality and variety of the vendors, and the friendliness of everyone there. Thank you to every Committee member for working so hard on making the 2010 show such a success and for everyone who participated by working their shift or displaying a quilt. It really takes the ENTIRE guild to put on a show of this caliber. A huge thank you to Sue Glass for serving as the Quilt Show chair. Although the final numbers are not in, it looks to be a financial success as well, surpassing our expectations. See Sue's article for details.

We have a fun opportunity to participate in a community-wide event at the South Coast Botanic Gardens in celebration of their 50th anniversary. This is a one-day event on Saturday April 17th from 9am-5pm. We'll have a 10x10 booth to show garden-inspired quilts (I've seen some wonderful examples by our members!) and to promote our organization. Please let me know if you would like to assist with this event or loan a garden-themed quilt for display. Also, individuals may also enter items in the art show. If you are interested, send me an email (jlimbachjones@yahoo.com) and I'll forward information to you.

At our March meeting, we will be asking for 3 Guild members to serve on our nominating committee as we prepare for our June elections. In the past several years, this committee has conducted its business by phone and email. It is of short duration but a very important function. A number of board positions are opening up, so there will be quite a variety of ways to get involved. Think about what you might like to do in the guild for the next year.

Also, we will be taking a vote on the bylaws changes printed in the February newsletter. There will be some hard copies available at the meeting for your review. We will also have a short program in March as well as our Quilt Show wrap-up celebration, so I hope to see all of you there!

See you at Guild,
Julie



Programs

Carollee Schuegraf

Speaker :

Alicia Campbell

"The Batty Lady"

Presents:

What Is Batting & What Does It Do For Me?

Cotton, Polyester, Wool, Silk, Bamboo, and even Alpaca are what batting is made of! It can be made of one of those materials or it can be a blend. So many battings to choose from! Should it be thin or really fluffy?

At our March Meeting, Alicia Campbell (a.k.a, "The Batty Lady") will be sharing information with us about all of the different types of batting and what they can do for us when we use them in a quilt. Quilt Batting is the middle of your "quilt sandwich". It is also known as quilt padding or quilt wadding. Batting is the insulating layer that provides warmth, along with dimension or thickness. In Alicia's "quilt batting tutorial", she hopes you learn a little more about batting and the types of batting are available, along with a little bit of history about quilts. She will also have batting for sale at the meeting.

Happy St. Patrick's Day

Workshops

Claudia Gomez
cdgdesign@verizon.net
310-245-7564

March 17, LaVerne Owen-Barakat "Quick and Fun Project Bags"

The fee for this class is \$10. LaVerne will also supply decorator fabrics you may use to make these great bags. We are trying to increase the number of students in our Workshops. We will see if this works. The first 15 people to sign up will go home with a unique bag. Sewing Machine required.

April 20 Gwen Marston 19th Century Folk Art Applique

This class is based on 19th Century Folk Art Applique quilts and is illustrated with my own quilts. Students will discover how easy and how much fun it is to create their own original lively quilts. Attitude and approach will be covered along with Gwen's easy techniques for designing and making these playful quilts. This class is good for beginners and advanced quilters alike and students should be well into the project by day's end.



April 21 Gwen Marston Liberated Baskets

Illustrated with Gwen's quilts, students in this class will learn to make several different Liberated Baskets using Gwen's "easy-as-pie and always charming" methods. Good for beginning or advanced, traditional or art quilter. Quilters will leave class with a quilt top in tow. Learn Gwen's easy as pie techniques for making knock-out quilts.




No workshop in the months of May, June and July.

Volunteers Needed to assist with our April Speaker, Gwen Marston, with the following:

Monday April 19 Pick up Gwen in Thousand Oaks and take her to her hotel
Dinner, Monday April 19
Dinner, Wednesday, April 21
Take Gwen to the airport Thursday morning
Please call Carollee Schugraf 310-265-9796

Guild Calendar



- Mar 9 2nd Tuesday of every month; Sweatshop. 7:00 to 9:00 pm at Hamilton School .
- Mar 16 Guild Meeting St. Andrews Presbyterian Church, 301 Avenue D, Redondo Beach at 7:00 pm.
- Mar 17 Workshop at Luella's 1512 Aviation, Redondo Beach at 9am-3pm
- Mar 23 Quilt Show Mtg 7:00pm Hamilton Room 20, Torrance CA
- Apr 2 Newsletter Deadline
- Apr 6 Guild Board mtg at Coco's in Manhattan Village Mall. Business meeting begins at 6:30pm. All members are welcome.

You are invited to Dinner

Come dine with guest speaker The Batty Lady, Alicia Campbell.

Meet us at Gina Lee's Restaurant

for our pre-guild dinner. Gina Lee's is located in the same shopping center as Von's, on Palos Verdes Blvd. in Redondo Beach. The food is delicious, and come meet new members. Please join us. It is just a few blocks to the meeting.

Gina Lee's Bistro

211 Palos Verdes Blvd.

Redondo Beach, CA 90277-5820

(310) 375-4462

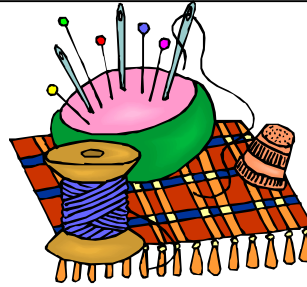
ginaleesbistro.blogspot.com

Please arrive by 5 p.m. Tuesday, March 16, 2010. If possible, pls RSVP to Carollee at 310.265.9796, or Claudia Gomez at 310.245.7564 or just show up, there is always room.

2010 Quilt Show

Sue Glass

310-372-3945



The 2010 Quilt show is history and it was just lovely. All of the quilts were beautiful and the quality was remarkable. Thanks to everyone who worked at the show – it is truly a team effort. We will be recognizing all of the committee at the March guild meeting as well as presenting the viewer’s choice quilt ribbons.

Congratulations to our own Claudia Gomez who won the opportunity quilt! I am really happy to have the quilt go to one of our guild members, aren’t you? Bonnie Hutchins won TWO of the raffle baskets which was really great too. We know she will put all that fabric to good use.

Here are some statistics about the show:

We had 1145 attendees over the weekend

The opportunity quilt brought in \$6,052.00.

The auction brought in \$3,210.09 (plus sales tax of \$313.09).

The raffle baskets brought in \$946.00.

DVDs

We sold about 70 DVDs at the show, and unfortunately they weren’t the quality we would have liked. On the brighter, the original photos are on each DVD, and they are really good. If you want to see detail, you should bring up the pictures on your computer and look at them individually. Sherilyn Guernsey will be available at the guild meeting to show how to do that. We’ll also have written instructions at the meeting and on the website.

Still not satisfied? We will refund your money. Bring your DVD to the meeting for a refund. Call me or e-mail me to let me know you want a refund so we can be prepared at guild. If you did not get a DVD and still want one, we will have some at guild to sell. It was a real pleasure serving as the show chair this year, and I want to encourage everyone to give Jean Newton your support and help as she gets the committee up and running for our 2011 show.

See you at guild! Sue

Read me a Quilt

Julie Maas



Read Me a Quilt received quite a bit of attention at our quilt show. Attendees expressed interest in making quilts for the project even if they were not guild members. A former SBQG, Anne Sonner, is going to try to interest her guild in this project. It would be great if the program expands, there are plenty of children who would benefit.

We received several quilts this month. Lois Grover made 2 quilts, a sewing group that meets at Luella's on Tuesday mornings made a quilt, as did Barbara Beer, Marilyn Pound and Anita Rising. Thank you ladies. I also made a couple quilts this month. I found a couple patterns that I wanted to try and before I knew it I had made them.

I look forward to seeing what you have been inspired to make.
Julie Maas

2010 Quilt Show

Income

Admissions	
Pre-Sales	1,200
At Door	7,463
Total	8,663.00
Auction	3,523.12
Donation	150.00
DVDs	531.20
Interest Income	6.49
Opp Quilt Tkt	155.00
Op Quilt Ticket	6,052.00
Pins -2010	230.00
Pins -other pins	159.00
Raffle baskets	946.00
Vendors	8,015.00

Total Income 28,430.81

Expenses

2010	327.75
2011	226.58
Acquisitions	188.33
Auction	400.00
City License	70.00
Entrance	15.67
Facilities	9,280.00
Hanging	95.34
Hoffmann	248.65
Opp Quilt	471.82
Pins Expense	472.87
Pipe & drape	2,500.00
Publicity	1,716.03
Raffle baskets	50.11
Security	599.00
Staffing	58.82
Vendor	93.22

Total 16,814.19

Net Income 11,616.62

This is not the final report, additional expenses expected.

PROPOSED BYLAWS CHANGE AND ADDITION TO THE STANDING RULES:

Printed below is Article III Membership of SBQG's Bylaws. The Board is proposing the addition of Section 5 to this article. Associated with the change is an addition to the Standing Rules, item R, which clarifies items in the Bylaws. We are required to have a 30-day written notice before a vote on a Bylaws change, so this will be up for voting at our March 2010 meeting.

ARTICLE III MEMBERSHIP

Section 1. REGULAR MEMBERS.

- a. DEFINITION. Regular members participate in all activities of the Guild and are eligible to vote. The number of regular members shall be defined in the standing rules.
- b. QUALIFICATIONS. The following requirements for regular membership must be satisfied on an annual basis between August 1 and July 31 and documented as defined in the standing rules. If not satisfied, the member will **not** be considered for membership for the following membership year.
 1. Payment in full of annual dues as defined in standing rules;
 2. Attendance at a minimum of three general meetings;
 3. Participation in:
 - (1) The work of presenting the Quilt Show **and**
 - (2) The work of the Guild.

Qualifying activities shall be listed in the standing rules.
 4. Payment in full of library fines and bills for lost material.

Section 2. JUNIOR MEMBERS.

- a. DEFINITION. Junior members of the Guild are of minor age and are sponsored by an adult regular member. They may participate in all activities of the Guild except as restricted in the standing rules.
- b. QUALIFICATIONS. The requirements for junior membership shall be the same as for regular membership except as restricted in the standing rules.

Section 3. ASSOCIATE MEMBERS

- a. DEFINITION. Past or present regular members, who (1) move out of the area or (2) are unable to meet the requirements for continued membership due to illness or other unusual circumstances, may be permitted, by a majority vote of the Board, to become temporary associate members for the current year. Continuing associate member status shall be approved by a majority vote of the Board at the August Board Meeting.
- b. PRIVILEGES. Associate members: (1) shall pay annual dues as defined in standing rules, (2) shall receive the newsletter, and (3) may participate in activities of the Guild. They may resume regular membership at any time, without going on the waiting list, upon being able to meet the requirements of regular membership and payment of the difference in dues.

Section 4. MEMBERSHIP REVIEW

- a. MEMBERSHIP ACTIVITY RECORDS. Members shall be responsible for ensuring that their qualifications for membership renewal are documented and provided to the Membership Chair (as specified in the standing rules).

PROPOSED BYLAWS CHANGE (Cont)

- b. **MEMBERSHIP ACTIVITY REVIEW.** One month prior to the end of the membership year, the Membership Chair and Membership Assistant shall notify regular members who have failed to meet the requirements. To be considered for membership renewal, these members shall be invited to submit a letter to the Membership Chair stating their reasons for not completing the requirements. At the September Board meeting, the Membership Chair shall present the attendance and activity records and the membership committee's recommendations to the Board. The Board shall decide on acceptance of membership and notify the member of the decision, in writing, by the September general meeting.
- c. **WAITING LIST.** A waiting list, if required, for regular membership shall be maintained by the Membership Chair once membership reaches the limit as defined in the standing rules. Applicants may attend an unlimited number of meetings as paying guests. If the number of regular members drops below the limit, applicants on the waiting list shall be invited to join in sequential order.

****** NEW SECTIONS *****

Section 5. LIFETIME MEMBERS

- a. DEFINITION.** *Lifetime member status may be conferred upon members who have, over numerous years, displayed an extraordinary level of contribution to the work of the guild. Lifetime membership is to be conferred sparingly to no more than two persons within a Guild year. Lifetime members may participate in all activities, are eligible to vote, but are not required to pay annual dues or fulfill membership requirements.*
- b. QUALIFICATIONS.** *The following minimum requirements will provide guidance for submitting nominees to the Lifetime Membership Committee.*
- Minimum 10 years continuous membership in the Guild.**
- Service in multiple years as elected officer or providing major support in a "work of the guild" position.**
- Nomination in writing by a current member in good standing following procedures outlined in the standing rules.**

STANDING RULES

R. Lifetime Membership

It will be the responsibility of the Board to appoint a five member temporary committee (one shall be the then current membership chairman) to consider individuals nominated for Lifetime Membership. This committee should have sufficient depth of Guild experience to fairly evaluate nominations.

Any member in good standing may nominate a candidate for Lifetime Membership consideration. Nominations shall be in writing and submitted to the Membership chairman on or before the April Guild meeting.

Lifetime Membership temporary committee will present their recommendations (if any) to the Board at the May board meeting for final approval.

Lifetime Memberships (if any) shall be presented at the June business meeting.

Due to the sensitive nature of the overall process, all materials and discussions shall be held in strictest confidence. Only the name(s) of individual(s) actually selected may appear in Board minutes.

Community Services Mary Shadbourne 310-326-4953



Well, it finally happened... Community Service's fabric "collection" has expanded beyond our storage capacity! For now, if we're contacted regarding donated fabric, we'll reroute the inquiry to other groups who make and donate charity quilts. Please, members—if you belong to, or know of, a group that needs fabric for its philanthropic efforts, be sure to let us know.

Unfortunately, part of the reason for the fabric overstock is that our quilt production is down a little this year. Two sweatshops were cancelled, and the last two were not very well attended, which puts us behind in overall production. If you're thinking about joining us for a second Tuesday worknight, March would be a great choice! For this time, I'm looking for at least four extra people to sandwich and pin a full-size quilt, plus we'll need the usual contingent of pinners, stitchers, trimmers and turners. The more the merrier! Bring scissors and/or a sewing machine. 7:00pm, Tuesday, March 9, 2010. Room 20, Hamilton Adult School 2606 West 182nd Street, Torrance.

At the March guild meeting, I'll be demonstrating my method for assembling a comfort quilt top in thirteen minutes and thirty-nine seconds! Join me before the meeting or at the break for a quick explanation.

MEMBERSHIP

PAT BRYAN
310-547-3824



WELCOME NEW MEMBERS!

It was great to welcome 3 new members at our February meeting. A warm welcome to: Kim King, Robin Clayton, and Joan Gordinier,

MEMBERSHIP DIRECTORY UPDATE #2

At the March 16th meeting, please pick up a copy of Membership Directory Update #2. This update will be on pink paper, and will contain all new members and changes since Update #1 which was on white paper. There are lots of new members and additions/changes so don't forget to pick up your copy at the Membership table. Everything will be on a single-fold page so you can just slip it into your current directory.

PUBLICITY BROCHURE

We have a supply of updated publicity brochures available at the Membership table. Please ask for a few to take with you if you will be attending meetings or community functions where they could be distributed . . . or . . . just pick one up for your own information. If you need more than just a few – no problem. I'll be happy to give you as many bundles of 25 as you might need.


We still have a few Membership Directories that haven't been picked up. Please contact me by email or phone if you wish to have your copy mailed to you.

Our MARCH door prize will be a \$10.00 gift certificate for LUELLA'S QUILT BASKET.

See you at Guild!

Fashion Show 2010 "Your Grandmother's Apron" Pam Overton 310-546-5990

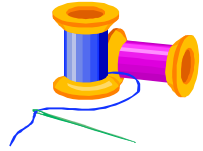
This year's fashion show will have a different twist. The theme is Your Grandmother's Apron. Rather than a luncheon, this time we're planning High Tea! While we encourage everyone to make and share a garment we're hoping a lot of you will also join in our Apron Challenge. Several of you have volunteered to join us on the committee but we hope others will join us as we plan this event. I'll be scheduling a planning meeting later this month. Please give me a call if you're interested in joining the committee to help cook up some fun at this year's fashion show.



Intra-Guild

Stephania Bommarito
(310) 329-5474
quiltwizard1024@aol.com

Pam Overton
(310) 546-5990
pamoverton@earthlink.net



Block of the Quarter - Last call for the Irish Chain "block of the quarter". Turn your blocks in this month. At the break we'll draw the name of the lucky winner (or winners if we have a lot of blocks). We already have quite a few turned in and they are all going to look great together!

March birthdays - Once again we'll ask you to stand and introduce yourself. With so many new faces in the guild, this is a great opportunity to everyone to meet you! Please don't be shy . . . we want to wish you a happy birthday! And remember, we always have gifts for a lucky few.

UFO project - Our UFO project is winding down. At our June meeting we want to recognize those of you that have been diligently trying to finish those UFOs over the last 21 months! Some of you have been busy, busy, busy. Others have finished one or two but we know that ALL of you are pleased with your finished projects and the fact that they are, indeed, FINISHED. But don't stop now, there's still time to push a few more across the finish line!

As we mentioned last month, our last intra-guild project this year will be the Round Robin Challenge. The project will be all yours from start to finish. We hope to stretch your creative skills and encourage you to "step out of the box" on this one! The rules are simple. Bring your center block to the March guild meeting and let us know that you are participating. We'll have lots of "techniques" in the TECHNIQUE BASKET. Draw your first technique at the meeting and start creating your masterpiece.

Some basic rules:

Each participant will draw one technique per month to use in their quilt.

Techniques won't be duplicated. If you draw the same technique next month, we'll toss it back and have you draw again.

The technique needs to appear at least once in the "round" that you add.

Use your imagination with the techniques. A 9 patch doesn't have to be a block done in the traditional style (i.e., 1-inch squares). It could be stretched or curved. Use your imagination. It just needs to be recognizable as a 9-patch!

While you're not required to bring your round robin to the guild meeting each month, we would love to see the progress. We're sure others will as well. Who knows they might have some interesting ideas for how to tackle the next round and technique!

Center block size. We suggested 12 inches last month, but you're free to choose your own size. This is, after all, YOUR project!


Just to liven things up a bit, in addition to the technique that you choose each month, Stephania and I will draw one technique for

ALL participants to incorporate that month.

We seemed to get quite a bit of interest in this project last month. Hopefully we'll have a lot of you participating and creating a wonderful "special exhibit" for our quilt show next year! Join us?

Patchwork Star Reporter

LaVerne Owen-Barakat



March 2010 Patchwork Star is Phyllis Meltzer, creator of the "snake quilt" seen at this year's auction. Her quilting began in 1976 when she moved to Washington, DC and was surrounded by bi-centennial activities. She has been exposed to fabric since she was 10 years old when her parents owned a fabric store in the valley. Later she sewed for her family and herself, even made shirts for her husband, but her favorite creations were costumes.

Phyllis is a doll maker, specifically of "spirit dolls" as she calls them, made as gifts for friends completing advanced degrees to help achieve academic work. She loves collecting fabrics while traveling. She does embroidery, one of many crafts passed on by her mother and grandmother. Phyllis enjoys making quilts for CASA and participating in community services quilt making. Her quilting ideas and skills mostly come from books.

In getting to know Phyllis for this article, I was impressed to learn of her many academic achievements. She earned her undergraduate degree at UCLA in speech therapy and many years later, from USC a masters in gerontology followed by her doctorate in Occupational Science at the age of 58.

While living in DC, Phyllis worked for the Smithsonian, the National Gallery of Art and the Department of Defense. Ten years ago, she created a publishing business to market a product she developed during her doctoral research. Used mostly by graduate students, the life review instrument looks like a tapestry and people are asked to "weave" their lives. She has translated it into Spanish with the help of a colleague. She lectures several times a year and recently was asked to write a chapter for a research-based book for occupational therapists.

With all these pursuits, Phyllis still has had time for a family of three children and now grandchildren, is still married to her husband of 50 years, travels with her husband for his hobby of bird watching, and finds time to take classes in comedy-improv and classes to become a stand-up comic. She has two routines on You Tube. Wow, who knew?

Bi-Monthly Block Exchange

Irish Chain (from McCall's Quilting)

Size: 12" Finished

Beginner Level

Cutting Instructions

Dark green print

... Cut 2 squares $3\frac{7}{8}$ " x $3\frac{7}{8}$ "

... Cut 1 square $4\frac{3}{4}$ " x $4\frac{3}{4}$ "

Med green print

... Cut 16 squares 2" x 2"

Cream

... Cut 2 squares $3\frac{7}{8}$ " x $3\frac{7}{8}$ "

... Cut 16 squares 2" x 2"

... Cut 2 squares $3\frac{7}{8}$ " x $3\frac{7}{8}$ "; cut diagonally to make 4 half-square triangles.

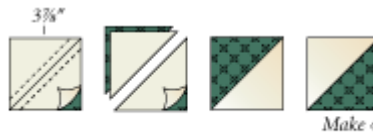




Diagram I

Assembly Instructions

Step 1. On wrong side of $3\frac{7}{8}$ " cream fabric, draw diagonal line with the marking tool of your choice. Layer square with $3\frac{7}{8}$ " dark green print square, right sides together. Sew $\frac{1}{4}$ " seam on each side of marked line; cut apart on marked line. Press open to make pieced squares (Diagram I). Make 4 pieced-squares.

Step 2. Using Diagram II-A as fabric placement guide, sew 2" cream and medium green print squares together to make pieced square unit. Make 8.



Step 3. Paying close attention to placement, sew 2 pieced square units together to make piece rectangle unit (Diagram II-B). Make 4.

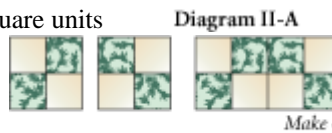


Diagram II-A

Step 4. Using Diagram III as a guide, sew $3\frac{7}{8}$ " cream squares to $4\frac{3}{4}$ " dark green square to make square-in-square unit. Make 1.

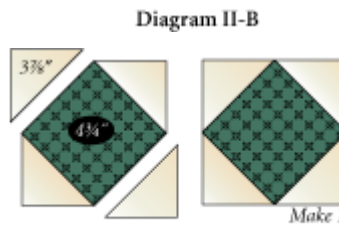




Diagram II-B

Step 5. Sew units together to make rows (see Assembly Diagram). Sew rows together to make Irish Chain Block.



Assembly Diagram

Diagram III



March Birthdays

Yolanda U Davis	3/1
Patty Price	3/2
Susan Gibbs	3/2
Maxine Walsleben	3/2
Elaine Hotra	3/4
Marla Liberty	3/7
Donna Hester	3/8
Arlene Zobrist	3/9
Bonnie Blahut	3/16
Nita L. Shidler	3/21
Charlotte Blight	3/21
Jean Newton	3/22
Diane Miller	3/27
Don Bunting	3/30



Upcoming Events

- March 5 - 6** Desert Guilds Quilt Show Sunshine, Shadows and Stars 401 S. Pavilion Way, Palm Springs, Ca Featuring: over 150 quilts, Merchant Mall, Opportunity quilts, mini quilts, Harpist, Boutique and ASQ certified appraiser.
Email Contact: didiray70@aol.com
Website: www.cvquiltguild.org
- March 6 - 7** Friendship Square Quilt Guild "A Bouquet of Quilts" March 6-7, Sat. 10-5 & Sun 10-4. La Habra Community Center, 101 W. La Habra Blvd., La Habra, CA 90631. Admission \$6.00 Featuring: Large Quilt Display, Merchant Mall, Silent Auction, Boutique, Quilt Sale and Opportunity Quilt. Our beautiful Opportunity Quilt "Floral Fantasy" 2010 is a Baltimore Album style which is hand appliqued and hand quilted. The drawing will be held Sunday, March 7, at 3:30pm. Please join us.
Email Contact: fsqg81@yahoo.com
Website: www.fsqg.org
- March 19 - 21** Glendale Quilt Guild 31st Annual Quilt Show, "Asian Odyssey". Three fun filled days at the Burbank Airport Marriott Convention Center. Quilt, doll & wearable displays. Workshops, lectures, vendors, an auction and much more.
Website: glendalequiltguild.org
- March 19 - 21** Quilt Las Vegas 2010, "New Beginnings" Our 20th ~Annual Quilt Show, with approximately 200 quilts on display and 30 vendors. The theme is "New Beginnings." The Featured Quilter will be Janett Rice. An appraiser will be available by appointment. There will be a Fashion Show on Friday and a miniature quilt auction on Saturday.
Email Contact: kegarth@cox.net
Website: desertquiltersofnevada.org
- March 6** San Joaquin Valley Quilter's Guild presents "Springtime in the Valley" at the Clovis Memorial Hall, 453 Hughes Avenue, Clovis CA on March 6, 10am to 5pm and March 7, 10am to 4pm. Admission is \$7 and the show features over 200 quilts on display, Guild Challenge Quilts, merchant mall, quilters café, Doll-emmas Cloth Doll club display, opportunity quilt and raffle baskets drawings on Sunday 4pm. For additional information call Sue Sidebottom at 559-455-06215 or e-mail: suziquilts@aol.com
- May 14, 15** The Chula Vista (CA) Quilters Guild proudly announces that their annual show will be held on May 14-15, 2010 from 10 a.m. to 4 p.m. at the Community Congregational Church, 276 F Street, Chula Vista, CA 91910. The show is located in Bradley Hall; enter at the back of the church grounds near the intersection of Church and Center Streets. Adm is \$5. Our show proudly hosts a trunk show of the International Hoffman Challenge, quilts from all disciplines, vendors, and a boutique where guests can buy hand-made gifts at very reasonable prices. Info: jschlarb@gmail.com or Chulavistaquiltersguild.com.

Scrap Bag

Win \$500 Cash in the African Folklore Embroidery Challenge!

Entry forms and submission information are available online at www.afl embroidery.com. Winner will receive \$500 cash.. Submitted entries will be on display at the International Quilt Festival I Long Beach, July 22-25th. Winner will be announced July 23rd. Questions contact: Leora Raikin info@afl embroidery.com




Entry form along with completed piece needs to be submitted no later than July 10th 2010.

Library

Dawn Cynamon

LIBERATED QUILTMaking II Contains 9 liberated quilting processes. New and innovative techniques to break free of templates, rulers, or set patterns and create unique, energetic quilts.

Gwen Marston will be in the house this month. To celebrate, a copy of her new book will be included in the raffle.



Library is a Goldmine

Looking for inspiration, help with a technique, a baby or child quilt pattern? Want to make something quick with scraps? Here's a list of a few assets waiting for you at the guild's library located next to the longarm quilting room at Luella's Quilt Basket.

Subject	# of Books
Appliqué	65
Basic Instruction	34
Quilt Blocks	52
Children	16
Color and Design	69
Fiction	22
Hand & Machine Quilting	45
Technique (ribbon, dyeing, paper)	91
Quick Quilts	45
Scraps	15

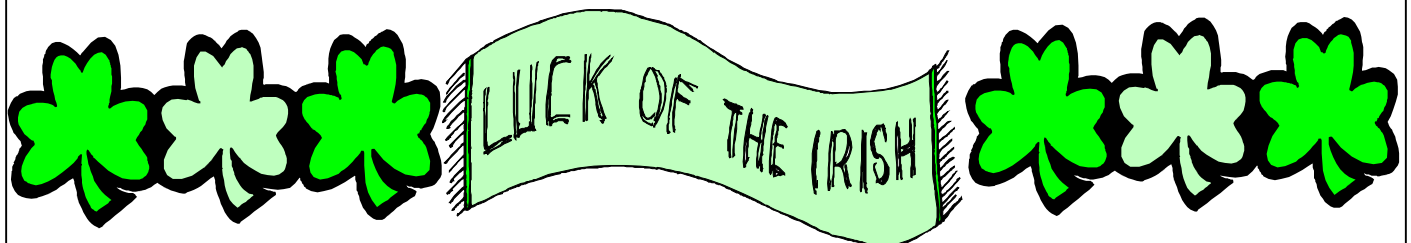
SBQG Treasurer's Report for Feb 2010

Income

Amazon	191.73
Earnings	
Guest Fees	25.00
Interest Income	1.59
Membership	120.00
Dues	
Other	150.11
Workshop Fees	900.00
Total Income	1,388.43

Expense

Community Service	32.36
Refreshments	9.42
Post/Delivery	49.45
Printing/Copies	67.86
Room Rental	350.00
Speaker Fees	500.00
Teachers-Workshop	700.00
Travel/Mileage	394.75
Workshop Costs	14.76
Total Expense	2,118.60
Net Income	-730.17



AAA Sewing & Vacuum Center 3770 Sepulveda Blvd. Torrance, CA 90505

- QUILT FABRIC
- MACHINE SALES
- SEWING CABINETS
- QUILT FRAMES
- EMBROIDERY SUPPLIES
- SERVICE & REPAIRS
- CLASSES & EVENTS
- SCISSOR SHARPENING




(310) 791-1190 • www.aaasewingandvacuum.com
at the corner of Hawthorne & Sepulveda

The guild is on FACEBOOK!

Users can access the Facebook link from our home page, right below the Amazon.com link.



Raylene Christmas
310-704-7312
Long Arm Quilting
Hand-Made Quilts



Linda's Quilting Studio

Professional Hand Guided
Machine Quilting

San Pedro
Call For Appt.

Linda Crane
310 833-4141

The Traveling Quilters

P.O. Box 3214, Manhattan Beach, CA 90266

A Tour Service for Quilters!

2010

Road to California (San Diego Departures only) – January 16
Temecula Quilt-Away Retreat – February 25-28
It's a Mystery! – April 24
Temecula Quilt-Away Retreat – June 3-6
July 24 – Long Beach Quilt Festival (San Diego and Victorville departures)
AQS Show Des Moines, Iowa – October 4-10

Would you like to be on our mailing list? Just drop us a note at the address above, or e-mail: pam@travelingquilters.com



Luella's Quilt Basket

Come in and see what's new!

Join us for some stash busting at Stash Pot Pie (March 13), some fabric strippin' at Luella's Strip Club (March 20) and lots of other fun classes.

We are hosting a workshop for Quilts of Valor on Friday, March 12, 4-10 pm. Join us to make quilts for our war wounded.

Remember to save the date: The Southern California Quilter's Run is coming June 17-20 and 24-27

Luella's Quilt Basket

1512 Aviation Blvd.

Redondo Beach, CA 90278

310-798-1282

www.luellas.com

Quilts for Wounded Soldiers

Arlene Zobrist

310-543-5302



A box of 7 quilts for our wounded has been shipped to the combat hospital in Afghanistan, including the lovely quilt made by June Stewart, shown in the photo. Another similar box will be sent to the Iraq combat hospital by the time of our next meeting.

Because of all the support provided by our Guild, SBQG is now being listed as a Sponsor on the Thank You letter that is included with each quilt. Many of these quilts have beautiful patriotic designs quilted by our Guild member Don Bunting who donated his longarm services. Don is also being shown as a Sponsor on the Thank You letters, much-deserved recognition!

A lot of interest in this program was displayed by quilters at our Quilt Show and many took handouts on the requirements (below). If anyone has a quilt ready to send, please let me know and I'll arrange for pick-up. Thanks to all for supporting our wounded warriors.


Requirements for the quilts:

Size: 48" by 78" (stretcher size)

All cotton, no synthetics (*including batting, 80/20 blend is acceptable*)

Appropriate patriotic theme/design, generic for all branches of service

Optional: Pillowcase, 20" x 30", coordinating fabric (*good way to use your stash and have fun using the "sausage" method*)



South Bay Quilters Guild

P.O. Box 6115

Torrance, CA 90504

Guild Meeting:

March 16 at 7:00 p.m.

St. Andrews Presbyterian Church,
301 Avenue D, Redondo Beach



Reminders:

Wear your Name Tag

Invite a friend to the meeting