

South Bay Quilters Guild

Volume XXXIV, No. 2, Established 1979

August 2012

President's Corner – Nancy Jengo

Oh I love the summer. Walking the strand, eating lunch on the deck at Kincaid's, sitting on my deck reading, gardening. Just love it. I hope you all are enjoying your summer too. Did you go to the Long Beach International Quilt Festival? How fun was that? I visited every vendor, saw every quilt and even took a class. I had a great time. I hope you had a great time too.

As I have emailed everyone (who has it available) I took advantage of an offer that was proposed by The Warm Company, maker of Warm & Natural. To the first 2000 guilds who responded they were sending out a big box of all their products. We were number 432. I haven't received it yet but it should be soon. They are also asking guilds to have their members sign on their Facebook wall that we like them. Each person doing so gets us an entry into a drawing for a bolt of Warm & Natural. This would be a big help to our Wounded Warriors and Read Me a Book makers. If you have not yet signed their wall please do. All you have to do is state that you are a member of South Bay Quilters Guild along with your name. If you do not "do" Facebook and want to participate let me know. I am making a list for someone to post.

Which brings me to something I need to mention. I am getting a lot of undeliverable emails returned to me. If you didn't receive any emails from me past several weeks it means I do not have a correct email address for you. Please send me an email telling me you haven't been getting anything from me and an updated address. The ones entered in our member directory on our webpage, which is where I get them from, may be incorrect. Please check it out.

I also have to let you know that I will not be attending our August guild meeting. I will be in Seattle with the Traveling Quilters. It saddens me that I will not be at my first guild meeting as president but I am leaving you in the excellent hands of Janet Coggins one of our vice presidents.

Continue to have an excellent summer and I will see you soon in September.

Nancy

Programs – Janet Coggins and Helen Lu

Mary Jo Hiney - "Silk in a Snap" August 22, 2012

Mark your calendars for August 22, 2012 with Mary Jo Hiney's "Silk in a Snap"; an amazing class with her lovely use of silk! Learn wonderful and unconventional sewing and embellishment techniques while creating any project from the "Silk in a Snap" pattern line. www.maryjohineydesigns.com. Would you like to join us for dinner with our speaker, Mary Jo Hiney, at Top Wok, 5:00 pm, before the guild meeting. Contact Janet Coggins to let her know you plan to join us. It's always fun to get to know the speakers!



Linda Schmidt - Creating with Cool Stuff - September 19

Come and make a series of very small artworks as you experiment with all the cool stuff I have found to create special effects in quilting and garment making: Bonding Agent 007; Solvy; painted & fused Steam a Seam II Lite; foil and foil glue; Tyvek; Puff Paint; iridescent cracked ice, fabric paints; melted painted cellophane; Mistyfuse, Lutradur, metallic paint powders, Shiva paint sticks, Fiber Etch; Angelina and Tintzl fibers and more. Come see how this class will expand your repertoire, and come away with waterfalls, clouds, trees, and abstract art! <http://www.shortattn.com/>

Sally Collins – October - Quality Workmanship and How to Achieve it

Sally Collins is an award-winning quiltmaker, teacher and author who has been quilting since 1978 and teaching since 1985. Her quilts range in size from small to wall size and although she is most recognized for her quality workmanship, attention to detail and teaching expertise, her continual love and interest is in the process of quiltmaking, the journey. Her focus for classes is on quality workmanship, borders and edges or drafting.

Martha Nordstrand Mola Class

Martha will return by popular demand to teach a Mola class. The November 3 (Saturday) workshop will be at the church. On Sunday, join us from 12 to 3 to meet with Martha for an afternoon of questions, answers and sharing.

Quilters College is back at our November meeting. Do you have a favorite technique you would like to demonstrate? Or perhaps you have a technique that challenges you that you would like someone to demo. Let us know!

<i>Officers and contact information</i>	2	<i>Hospitality</i>	5
<i>Sunshine and Shadows</i>	2	<i>Quilt Show 2013</i>	5
<i>Guild Calendar</i>	3	<i>Patchwork Star</i>	6
<i>Special Exhibit at Road to California</i>	3	<i>Scrap Bag</i>	6
<i>Library</i>	3	<i>Intra-Guild</i>	6
<i>Community Service</i>	3	<i>Membership Renewal Form</i>	7
<i>Treasurer's Report – Guild General Account</i>	4	<i>Block of the Month</i>	8
<i>Treasurer's Report – Quilt Show</i>	4	<i>Upcoming So. California Quilt Events</i>	9
<i>August Birthdays</i>	4	<i>Special Exhibit at Road to California Entry Form</i>	10

SBQG Board – 2012- 2013

Officer	Name	Home Phone	E-mail
President	Nancy Jengo	310-378-5523	njengo@cox.net
VP Programs/Workshops	Janet Coggins	310-378-1780	janetcoggins@gmail.com
VP Programs/Workshops	Helen Lu	310-544-3487	helen.lu2@dhl.com
Membership co Chair	Pat Bryan	310-547-3824	pat-bryan@att.net
Membership co Chair	Marie Cortez	310-325-4245	buddies4@sbcglobal.net
Newsletter	Pam Overton	310-546-5990	pam.overton@ngc.com
Recording Secretary	Karen Rakita	310-530-5458	krakita@aol.com
Treasurer	Sharon Bohner	310-374-5628	alexandria310@yahoo.com
SCCQG	Karen Yarrow	310-517-1785	kfolsom@wans.net
Fashion Show 2013	Looking for a volunteer!		
Quilt Show Chair 2013	Stephania Bommarito	310-329-5474	quiltwizard1024@gmail.com
Quilt Show Treasurer '13	Red Winter	310-679-6459	redwinter@sbcglobal.net
Quilt Show co chair '14	Alex Tsubota	310-379-2525	tomnalex@verizon.net
Quilt Show co chair '14	Looking for a volunteer!		
Quilt Show Treasurer '14	Thom Knight	562-833-2190	barefootquilters@yahoo.com
Appointed (Voting Member)			
Community Service	Janet Akman	310-325-9663	leideej@yahoo.com
Read Me a Quilt	Julie Maas	562-426-4231	juliem@nonlintec.com
Servicemen Quilts Coord.	Arlene Zobrist	310-543-5302	a.zobrist@earthlink.net
Comfort Quilts	Mary Shadbourne	310-326-4953	ashadbourne@socal.rr.com
Facilities	Olivia Carnahan	310-540-2620	Liv4quilts@aol.com
Hospitality-June Dinner	Mary Ann Sereth	310-559-9899	masereth@sbcglobal.net
Hospitality-Holiday Dnr	Donna Hester	310-530-2405	donnahester@socal.rr.com
Hospitality-Monthly Mtg	June Stewart	310-546-1397	jandbstew@hotmail.com
Intra-Guild Coordinator	LaVerne Owen-Barakat	310-540-5483	laverneob@roadrunner.com
Intra-Guild Coordinator	Carollee Schuegraf	310-265-9796	schuegraf@gmail.com
Librarian Co-Chair	Alex Tsubota	310-379-2525	tomnalex@verizon.net
Librarian Co-Chair	Beverly Mulligan	310-643-9732	Bmulliga@pacbell.net
Parliamentarian	Stephania Bommarito	310-329-5474	quiltwizard1024@gmail.com
Travel	Joanne Kennelly	310-532-2153	rare@dslextreme.com
Auxiliary (non voting)			
Corresponding Secretary	Bonnie Blahut	310-640-8184	BJBlahut@gmail.com
Historian	Julie Limbach-Jones	310-372-3889	jlimbachjones@yahoo.com
Photograhper	Don Bunting	310-328-3852	dwb18@sbcglobal.net
Internal Auditor	Sharon Amos	310-547-0033	sbqltr@cox.net
Patchwork Star Reporter	Peggie Wormington	310-548-4344	peggie@worminton.com
Publicity/Public Relations	Kay Salm	310-677-4307	Kesalmsalm@yahoo.com
Webmistress	Sherilyn Guernsey	310-540-4446	sewlittletime@roadrunner.com

Sunshine and Shadows

It is with much sadness that I tell you that former SBQG member Marie Frasca lost her valiant fight with cancer this past week. Services were held on

Tuesday, August 7. If you would like to send a note to her family the address is 5745 W. 75th St., Westchester, CA 90045.

Raylene Christmas' husband, John, has now been in the hospital for 10 months. His condition is weak. Please send your thoughts and prayers.

Marla Liberty broke her right arm while walking her new dog.

Kay Salm fell in the parking structure after leaving the LB International Quilt Festival and broke her left wrist.

Guild Calendar

August 7	Guild Board meeting at Marie Callendar's near intersection of Hawthorne and Torrance Blvd.
August 21	Guild meeting at St. Andrew's Presbyterian Church, 7:00 pm
Various	Check with Sheriff Mary Shadbourne regarding plans for Sweatshop sessions during the month

Road to California Special Exhibit

Pam Overton

The South Bay Quilters Guild has been invited to exhibit a collection of quilts made by our members!

If you remember the 2012 show perhaps you'll remember the quilts that were hanging in the Grand Hall outside the exhibit area. The 2012 quilts were from the members of the Night Owl Quilt Guild. In 2013 it's our turn to "show our stuff!"

A Road to CA Exhibit form is on the last page of the newsletter. We'll need a committee of people to evaluate the entries submitted and determine which quilts to hang at the show. Because of the height of the ceilings and the need to fill space, we will be looking for quilts that are at least 72 inches long. Start looking through your quilts now . . . that's a big space and we'll need lots of them – at least 34!

Entry applications should be completed (along with a photo) and submitted no later than the close of the October meeting. Yes, you can submit a quilt for display at Road and our show but please complete an application for each event. And remember, the quilt you enter for Road must be complete, quilted, bound, and with a sleeve on it by the December guild meeting!

Library –

Alex Tsubota & Beverly Mulligan

We have 4 great new additions to the guild library. The first is Applique Workshop by Laurel Anderson, which has detailed step-by-step instructions with great illustrations. Crazy Quilting by Allie Aller offers a contemporary look at crazy quilting. I saw her quilt "Summer Lake Day" in person and it's gorgeous. Looking for something to do with all those t-shirts you have in your closet? T Shirt Quilts Made Easy

by Martha Deleonardis has a variety of layouts to inspire you. Speaking of inspiration, Masters Art Quilts Vol. 2 by Martha Sielman is full of photos of amazing quilts by 40 of today's top quilters. Stop by the library table and take one of these home with you for the month. As always, we're happy to take special requests for books to bring to the meeting. Give us a call or shoot us an e-mail with what you're looking for.

Community Service – Janet Akman

Ready, set, go. We are off to another year of sharing our talents with our greater community. Continuing projects will be the CASA (Read Me a Quilt) project, Quilts for Wounded Warriors and of course our Comfort Quilts.

All members, new and old, are welcome and encouraged to participate in the Community Service project. The more the merrier.

Drop by the Community Service table to pick up fabrics for CASA and Wounded Warriors and see Mary for Comfort Quilt kits. Also remember the St. Andrews food bank. Their greatest need is for meats and fruit.

Keep your eye on Mary's article for Comfort Quilt project information. Our next regular sweatshop will be scheduled for September.

Comfort Quilts – Mary Shadbourne

Quilt Posse work parties have proven very productive this summer. If you're not a posse member, be sure to get your name on the list so you can be notified when these small-group "parties" are scheduled. They happen on various days of the week, and always from 10a to 12p. Three to five people sew, trim, turn, close, label and "bind" comfort quilts, getting them ready to tie. If you're new to the guild, this is a great way to get to know other members in a smaller setting; if you're already on the roster, it's a good way to connect names to faces. Why sew alone? Come empty-handed--no need to bring anything. You can come for one hour or two, whichever you choose. Sign up at the Comfort Project table at the August meeting (back of the room). If you're already deputized, don't sign up again... you'll be a posse member until you tell us to delete your name.

No Nighttime Sweatshop is scheduled for August. Sweatshops will resume in September. In the meantime, check out kits at the August meeting (as many as you can carry!). We're already ahead of the game this year... let's keep the momentum going!

Quilts for Wounded Warriors - Arlene Zobrist

The warrior quilt shown here, made by Guild member Mary McHale, was received by an Army Capt wounded in Afghanistan, who sent us a very touching Thank You note. He expressed his deepest gratitude and said "It's good to know that there are wonderful people out there who support our nation's service members. I will keep and cherish this quilt with pride for the rest of my life." After I shared this note with some Blue Star Mothers, one told me this Capt is her son's best friend and he still has more recovery to go but is doing great.



I received an email on Aug 6 from another Blue Star Mother's son in Bagram saying "they evacuate about 50 wounded warriors daily; after they get a donation of quilts they run out of the supply & would be glad to take as many as possible." I know some of you are working on warrior quilts, and you can be assured they will go to our wounded as soon as they are received. I also got 2 special requests for quilts for a couple Marines undergoing recovery from serious injuries. It's been a busy summer, but I plan to put these at the top of my "to do" list. Please let me know if you have any ready to go.

Thanks so much for making a difference – as you see, these quilts mean so much to our troops, especially when they receive them on the front line. Please check our table at our Aug meeting for some backing, batting, and patriotic fabric donations.

Requirements:

Size: 48" by 78" (stretcher size)

All cotton (including batting, 80/20 acceptable)

Appropriate patriotic theme/design

Optional: Pillowcase, 20"x30", coordinating fabric

Happy Birthday – August

Rose	Omoto	8/1
Vivian	Ruddy	8/7
Phyllis	Meltzer	8/11
Mary Ann	Sereth	8/16
Sue	Glass	8/20
Sally	Fasteau	8/20
Julie	Limbach-Jones	8/21
Julie	Maas	8/21
Josi	Goldsby	8/26
Roberta	Tom	8/26
Elaine	Groven	8/27
Carol	Rigg	8/30

Belated birthday wishes to Bernadette Grinnell and Helen Carson. Their July birthdays were inadvertently omitted from the July birthday list!

Treasurer's Report - July Sharon Bohner

Income	
Amazon Earnings	\$31
Fashion Show Tickets	\$574
Total Income	\$605
Expense	
Community Service	\$497
Dues/Fees	\$20
Fashion Show	\$1,811
Library Books	\$94
Travel	\$75
Total Expenses	\$2,497
Net Ordinary Income	-\$1,892
Current Assets	
Checking/Savings	
Bank of the West-Checking	\$22,672
Bank of the West - CD (11 mo)	\$5,847
CapitalSource Bank - CD (11 mo)	\$11,813
Bank of the West – Cd (12 mo)	\$10,000
Total Checking/Savings	\$50,332
Total Current Assets	\$50,332

Quilt Show Treasurer's Report - July – Red Winter

Quilt Show 2013		
Totals to Date as of 7/31/12		
Income		
	Interest Income	0.45
	Opp Qlt Ticket Sales	15.00
Total Income		15.45
Expense		
	Opp Quilt Tickets	301.19
	Opp Quilt	496.76
	Pins	433.07
	Cash Box Money	120
Total Expense		1,351.02
Net Income		(1,335.57)
	Checking Balance	5,466.12

Membership – Marie Cortez & Pat Bryan

IT'S MEMBERSHIP RENEWAL TIME ! As

Membership co-chairs, we're looking forward to a great year and we're starting out with annual membership renewals. The membership year is 9/01/12 through 8/31/13 and dues should be

received no later than the close of the September meeting. Renewal forms are included with this newsletter, available on our website, and will be available at the August 21 meeting.

CARPOOLS. We encourage our members to carpool to meetings – Don't forget to let us know you carpooled when you check in at the Membership table and everyone will receive an extra drawing ticket!

BADGES. Please remember to wear your badges. We have a lot of new members who are trying to learn everyone's names.

Looking forward to greeting everyone at the August 21 meeting.

Hospitality – Guild Meeting Refreshments - June Stewart

Refreshments will be served at our Guild Meeting. If your last name begins with **L, M, N, O**, please plan to bring snacks for 15 to 20 people.

Quilt Show – Baskets of Quilts & More - February 16-17, 2013

Call for Quilts – How many quilts and/or garments do you have ready to enter into the show? These hot days of August are a casual time to finish stitching the tops and/or quilting them. We will begin accepting quilts/garments at the September meeting. Remember the quilt top must be completed and the entry form completely filled in order to enter your items. The acquisition form has been updated and is available on our website or at the meetings.

"It's a Basket" Quilt Show Challenge – The challenge will stimulate you to redefine the concept of what a "basket" is or could be. You can even decide how you want your basket to be used. There are only two basic rules. The quilt can be no more than 30" in any direction and has to have a "basket" somewhere in the quilt. Copies of the challenge will be available at the meetings and on our website.

Opportunity Quilt – "Parade of Baskets" debuted at the Long Beach Quilt Festival. It was on display Saturday, July 28th. The quilt is an eye-catcher and we sold a lot of tickets. A huge THANK YOU goes out to everyone who volunteered to either sell tickets or white glove at the show. If you have an event coming up where you would like to take the quilt to sell tickets, just let me know. Opportunity tickets

are available now from Mary McHale as well as at the meetings beginning in August.

Sewing Machine Raffle – There is a brand new Brother Innov-is 40 Project Runway *Limited* Edition sewing machine that has been donated to the guild for you to win too. It is the perfect lightweight machine to carry to workshops and to stitch up a storm. There are a limited number of tickets available to purchase. Many people have already purchased tickets at IQF Long Beach. Mary McHale has these tickets available too.

Auction Quilts – Julie Limbach Jones is prepared to have her auction basket filled with many a quilt. There is room for about 50 quilts. Anything goes – let your creative juices flow! The quilts can be pieced, appliqued, embellished, traditional, art, colorful or subdued, humorous or elegant, and made from the many choices of fabrics you have in your stash. How about finishing a UFO? Not only will you receive a show pin, but also a raffle ticket to win a "basket" prize. The form and requirements are on our website and available at the meetings.

Raffle Baskets – The baskets are sadly empty and need to be filled with a chockfull of all kinds of goodies. Ruby Tabata is ready to take all donations of large baskets as well as any quilt related items you have to donate to the cause. The themes for the baskets are never-ending. Possible themes could be patriotic, holidays, foods or drinks of all kinds, seasonal, animals, nature, color scheme choices, or ???. Surprise us!

Show Pins – The show pins are stunning! Diane Miller is more than willing to sell you one beginning with the August meeting. They are definitely a keepsake!

Vendors – Eva Killingsworth is busy sending out invitations to our 2013 show and many acceptances have already come in. Stay tuned for the announcement of all the vendors later this fall.

Quilt Show Committee – There are still a few positions that need to be filled for the show. They are Inside Signs, and Staffing. The Staffing Chair is the one that assists members to sign up for the areas where they would like to work during the show. This is a great position for two people to do together. Alex Tsubota would like help with hanging. We are looking for some guild members to step up and "apprentice" with the quilt show veterans. What better way to learn more about a job than to work alongside someone who supervised the job for years. Each position comes

with a complete notebook as to what the job entails. If you are interested, please contact Stephania Bommarito for further information.

→ The next quilt show meeting will be Sept. 25, at 7:00 pm at Ascension Lutheran School in Torrance.

August Patchwork Star – Margaret Schucker

Patchwork Star Reporter – Peggie Wormington

Margaret Shucker... Perhaps you've taken quilting classes from her at Harbor College. Perhaps you've seen Margaret's name in the Harbor College catalog and dreamed of taking a class from her, as I did. Perhaps you were her student at a quilt shop or a guild class. Perhaps you are fortunate to have Margaret as a friend, go-to for quilting advice or as a mentor. Margaret has touched many of our lives in so many ways from her beginnings in quilting in the early 1970's and she continues to touch our lives through her support of our guild, her advice and through her friendship.

Margaret was born in southern Canada, and grew up near Toronto. She trained to be a Registered Nurse in Canada and came to California with several friends not long after graduation. Margaret and her husband David, a mechanical engineer from Pittsburg, met at a party in Mailbu. Margaret and David have 4 children and 5 grandchildren.

As a child Margaret learned quilting and fiber skills from an elderly neighbor in her home town in southern Canada. Margaret enjoys many styles of quilting and likes to try new techniques. She says "I have veered off many times into Wearable Art." She has taken classes and workshops from many teachers and enjoys learning new fiber arts skills, but especially appreciates gifted and talented teachers such as Ruth McDowell, Diane Gaudynski, Caryl Bryer Fallert, and Laura Wasilowski. Margaret says "If you can get into a class with one of them you will learn everything!"

In addition to being a talented teacher herself, Margaret is the co-author (with Evelyn Anderson) of a booklet: * A Miniature Patchwork Christmas*. Margaret was a member of our guild from its inception and was in fact, along with Evelyn, the only vendors at our first Quilt Show. She is a long time active supporter of our Guild and has co-chaired (with Bonnie Winters) the Fashion Show, and was Co-VP (with Nancy Jengo) for Programs. Additionally, Margaret has organized, coordinated and nurtured the PDQ (Painted Daisy Quilters) Friendship group. Look for her welcoming and kind smiling face at Guild meetings!

Margaret states: "As a quilter I am so fortunate to have this hobby which allows me to be constantly dreaming of my next project while getting to spend time with fascinating people who share my same

interests." For those of you who know Margaret, you will enjoy an update on her quilting endeavors. For those who don't yet know Margaret you'll enjoy seeing her work and getting to know this delightful person at our August Guild meeting!

NOTE TO ALL: If you would like to be a Patchwork Star, send me an email! We select names from our list of willing volunteers and would love to see your quilts. digadirt@gmail.com

Scrap Bag

We recently received this message through the website - *I'm looking for someone to make a photo quilt-throw size. Is there anyone in your guild who has experience doing this, and would like to do it?* Contact Vicki at ccc4yrdegree@yahoo.com.

Diane Miller is trying to create a complete set of guild pins. She is hoping that some of you long time members might have pins dating back to the years before 1991. We are not sure when the guild first started issuing pins so please feel free to contact Diane with that information. We would be very pleased to receive any pre-1991 pins you might have. We also need a 1998 pin. The last one we had was accidentally sold. You can call Diane Miller at 310-831-3872 or e-mail at dml12345@cox.net

Ann Sadler has a friend whose husband has just passed away. This friend is asking for help by making a quilt from his collection of ties as a memorial. If anyone is interested please contact Ann at 310-377-3868.

Intra-Guild – Carollee Schuegraf & LaVerne Owen-Barakat

For the month of August 2012, we will initiate our Block of the Month program. Each month we will supply a pattern for a 9" finished block (9 1/2" unfinished) and provide guidelines for color and fabric. You may make up to five blocks for one chance per block to win the drawing at the guild meeting. You might want to make one block for the drawing and one block of your choice of color to keep. Use a color scheme of your choice for the keeper and have a "ready-to-go" quilt project at the end of the guild year.

At the August meeting, the old and traditional Churn Dash block pattern will be provided. The guidelines for block colors are cream background and small floral print for the color. Let's start off this year with lots of participation and see what we end with a year from now. This is one of the most popular projects for guilds throughout the country. Let's make it one of ours too.

SOUTH BAY QUILTERS GUILD
MEMBERSHIP APPLICATION – 2012-2013

(Please print and completely fill out all information even if you are renewing.)

Name _____ Birthday (Month/Day) _____
Address _____ Home Phone _____
City _____ State _____ Zip _____ Work Phone _____
Occupation _____ Cell Phone _____
Email Address _____

All membership renewal forms must be received no later than the ***close of the September meeting***. Dues cover the period 9/1/12 through 8/31/13. If you wish to renew by mail, please send your application form with a check payable to **SBOG** to:

Pat Bryan, 2222 S Mesa St Unit 13, San Pedro, CA 90731 (310-547-3824) pat-bryan@att.net

Renewal New Member
Full Membership with online Newsletter access \$40 Full Membership with paper/mailed newsletter \$45
Newsletter Only \$15

(For renewals received after November 1, 2012, please add \$5.00 late renewal fee.)

South Bay Quilters Guild has is very active in Community Services activities. In addition to the above dues, you may make an optional charitable donation for Community Services, which is tax deductible. If you choose to do so, please indicate the amount \$_____. You will receive a donation receipt. Thank you!

SBQG is an all-volunteer charitable organization. According to our bylaws members are expected to meet three requirements each membership year: Attendance at 3 meetings, participation in the work of the guild, and assistance (3 hours minimum) with the quilt show. Check your bylaws for complete information. I certify that I understand and accept these requirements. (Please contact Pat Bryan or Marie Cortez if you were/are unable to complete the requirements.)

Photography – I understand and agree that from time-to-time photographs may be taken of various Guild activities and images may appear on our website. I understand and grant permission for use of my image as described.

Signature

Date

Volunteer Opportunities - Here are some ways you can help with the work of the Guild. Check any you are interested in and we will pass your name along to the chairperson of that area.

Community Services _____ Quilt Show _____ Fashion Show _____

Library Table _____ Membership Table _____ Speaker Assistance _____

Patchwork Star _____ (An opportunity for Guild members to get to know you better and to share your quilting/fabric arts interests.)

Selected Upcoming Southern California Quilt Events

September 22 & 23	Coastal Quilters Guild Presents Harvest of Colors Quilt Show , Saturday & Sunday 10 AM – 5 PM Earl Warren Showground, Hwy 101 at Las Positas, Santa Barbara, CA , FREE Parking, Weekend Pass \$8 pre-sale or \$10 at the door, Special Contemporary Art Quilt Exhibit , Over 200 traditional and art quilts , Gift Boutique; Merchant Mall - More info and order tickets at www.coastalquilters.org
----------------------------------	--

Quilting by Miss "E"

Long-arm Quilting Services

by

Eleanor Johnson

310.408.9315

By appointment only
eleanorejohnson@aol.com



Linda's Quilting Studio

Professional Longarm Machine Quilting

San Pedro, CA *Linda Crane*
 Call For Appt. 310 833-4141

AAA Sewing & Vacuum Ctr.
3770 Sepulveda Blvd
Torrance, CA 90505
310-791-1190
www.aaasewingandvacuum.com

**Embroidery
Party**

Early Bird Special
 Sign up before June
 30 and
 receive a CD of 5 full
 design packs from
 Anita Goodesign
 a \$300 Value

**Friday & Saturday,
 Sept 14 & 15, 2012**

**\$99 for two
 days of FUN!
 Including lunch
 After June 30
 \$120**

Raylene Christmas

310-704-7312

**Long Arm Quilting
 Hand-Made Quilts**

DreamMaker Quilts
 Memory Quilts & Machine Quilting

Dotty Allison

310.322.0535 El Segundo, CA
 310.529.6142 Cell WillQt4U@aol.com

The Traveling Quilters
 P.O. Box 3214, Manhattan Beach, CA 90266
A Tour Service for Quilters!
 2012- 27-30 - September - Temecula Quilt-Away Retreat
 2013 - 21-24 - February - Temecula Quilt-Away Retreat

Watch our website (www.travelingquilters.com) for more information on upcoming trips.

Would you like to be on our mailing list? Just drop us a note at the address above, or e-mail: pam@travelingquilters.com

**NINA'S
 QUILT BAR**

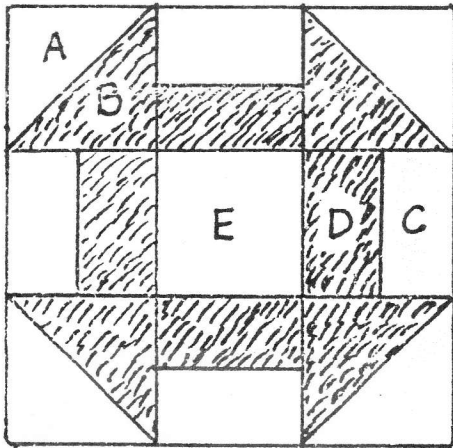
**2302 ARTESIA BLVD.
 REDONDO BEACH CA 90277**

Phone 310-374-7222

SBQG Block of the Month
Churn Dash
September 2012 Drawing

The Churn Dash block is a very old and traditional block. The traditional style of this block is two colors. You will be making a traditional two-color block (or a maximum of five) for the drawing in September. For your "keeper" choose whatever colors you like, maybe a multiple of colors and background.

Block size 9" finished (9 1/2" unfinished)
All seam allowances are 1/4" unless otherwise stated.



For each block Cut:

Cream background:

- 1 - 3 1/2" square (E unit)
- 1 - 2" x 16" strip (C unit)
- 2 - 4" squares. Cut in half diagonally (A unit)

Small floral print:

- 1 - 2" x 16" strip (D unit)
- 2 - 4" squares. Cut in half diagonally (B unit)

Option: If you like another method of half-square triangle construction, feel free to use it.

Construction:


AB units: (half-square triangles). Sew triangle A to triangle B. Press to B. Using a small square ruler with a 45-degree diagonal line from corner to corner, square these to 3 1/2" units. Be careful to align the diagonal line of the ruler to the diagonal sewn line of the unit. The sewn line should go from corner to corner. Re-press. You will have a total of 4 half-square triangles.

CD units: Sew trip C to D. Press to D. Re-cut into 3 1/2" square units. Discard the excess.

Pin and sew the rows according to the diagram. Press to the CD units in each row.

Butt, pin and sew the rows together.

Using the directions above make a second block for the keeper.




South Bay Quilters Guild
 Road to California Display
 Entry Application

The committee will accept hand written applications, but an electronic entry is preferred. Electronic entry forms are available on the website. **Submit electronic forms and digital photos to: SBQGexhibitatRoadtoCA@earthlink.net.**

All electronic entries will be acknowledged by a reply e-mail to you. If you do not receive a reply e-mail, we have not received your application! When completing the application, please fill in ALL grey areas as applicable. We will only accept applications that are complete and have a photograph.

Committee Use Only	Entry #		Picture #		Program #	
--------------------	---------	--	-----------	--	-----------	--

Exhibitor's Name ▶						
Address ▶						
e-mail ▶						
Phone	Home ▶		Work ▶		Cell ▶	
Title of Entry						
Measurements in Inches as hung	Width (horizontal) ▶		Length (Vertical) (min. 72 in. long)▶			



South Bay Quilters Guild
 P.O. Box 6115
 Torrance, CA 90504