

2024 SBQG Quilt Show

It Takes a
Village

February 17 and
18, 2024



Opportunity Quilt: Block Party



Welcome to the 2024 South Bay Quilters Guild Quilt Show, It Takes a Village!

Thank you for coming to our Quilt Show. We are thrilled to showcase the amazing handiwork of our guild members. You will see a wide range of quilt types, patterns, and techniques. This includes thirteen quilts from first time entrants to our show (marked with a ribbon) and several quilts that have been displayed in national shows.

As you enter, stop and purchase tickets for our beautiful Opportunity Quilt, Block Party. We will draw the lucky winner at the close of the show on Sunday, and the winner need not be present. You can also purchase **Show Pins** that commemorate our 2024 show.

This year the **Live Auction** is Saturday afternoon at 3:30 pm. You won't want to miss it! Preview the quilts in the lobby and the main exhibit hall to your right as you enter. The quilts displayed in place of the auction quilts on Sunday also represent our quilt theme.

There are two other exhibits in the main exhibit hall. First, we gave a challenge to the guild to create a quilt that represents their "**Sense of Community**." The quilts also needed to include some form of embellishment and a house.

Our **Special Exhibit** is a display of vintage sewing machines from the private collection of one of our members who has become an avid collector, and vintage quilts, provided from private collections of our members. The Special Exhibit is in back left corner.

In our **Community Service** corner (far wall, right corner), we highlight the many philanthropic activities of the guild – it is inspiring to see the range of charities we support and the giving spirit of our members. The **In Memoriam** exhibit celebrates the friend we have sadly lost this past year.

Across the inner patio be sure to check out the wide variety of **Vendors**, a **Boutique** with handmade items from our guild members, and purchase tickets for the **Raffle Baskets** filled with all sorts of goodies for the quilter and non-quilter. Enjoy refreshments at the **Quilters Café** and purchase quilts in our **Consignment Booth**.

Please pick up a **ballot** and vote for your favorite quilts. We will be counting your votes for the Viewers' Choice awards. We love to see your picks! Quilts are grouped by categories; look for the signs at the top of each row. Drop off your ballot in the lobby.

If you have any questions, please ask a White Glove Volunteer. If you are interested in joining our guild, we would love to have you! Experienced, brand new, or curious potential quilters are welcome! You'll find membership information in the Community Service area and at the entrance.

We chose our theme, *It Takes a Village*, because like most things in life, and especially our quilt guild, it takes teamwork to put on this show. We wholeheartedly thank our Quilt Show Committee members for their efforts. Their dedication and hard work have made this show possible!

Thank you to the Quilt Show Committee



Pictured (Left to Right):

Back Rows: Linda Chow, Jane Childerhose, Lucy Guerrero, Pam Wilkerson, Louise Davidson, Robin Fernandez, Bonnie Blahut, PJ Kytlica, Bonnie Tigner, Diane Ross, Alex Tsubota, Ann Feakes, Sue Glass

Front Row: Catherine Murry, Gail Van Vranken, Carol Berg, Lynn Abelson, Gale Valentini, Nadine Kirk, Pam Overton

Not Pictured:

Robyn Wilkes, Mary Shadbourne, Carol Takemoto, Diane Miller, Sharon Bohner, Valerie Mendenhall, Kay Salm, Janet Akman, Robin Keller



Opportunity Quilt Winner receiving the
2024 Opportunity Quilt, Block Party



Category:
Challenge



Challenge Quilt Theme: Sense of Community

Building on the Show Theme, It Takes a Village, this year's challenge was to create a quilt that reflects "What it means to be a community"

The quilt needed to include some form of embellishment and a house (or partial house)

The embellishment could be use of non-cotton fabric, beads, buttons, ribbon, etc.

Size 24" X 24"



The Winners





**“One Home, One Chance”
Dale Stuart**

One Home, One Chance

CC3

Design Inspiration: Original Design

Made by: Dale Stuart

Quilted by: Dale Stuart

Quilt Owner: Dale Stuart

Viewers' Choice Category: Challenge

Techniques Used: Machine Applique,
Machine Quilted - Stationary Longarm

We must come together as a Global
Community to take care of our planet.
It's our only home, and we only get
one chance!

Is this quilt for sale? No





“Enjoying a Cuppa”
Lynn Abelson

Enjoying a Cuppa

CC7

Design Inspiration: My design

Made by: Lynn Abelson

Quilted by: Lynn Abelson

Quilt Owner: Lynn Abelson

Viewers' Choice Category: Challenge

Techniques Used: Machine Applique, Embellished, Machine Quilted - Stationary Longarm

Communities thrive because of shared interests and human connections. My quilt is based on a photo of my mom, my friend and me at a local tea shop. It reminded me of the essence of community: family and friends coming together for a shared purpose and to enjoy each other's company. Drinking tea is symbolic of taking time for making connections and reflection. Embellishments include lace, tulle, use of colored pencils, and beads and buttons.

Is this quilt for sale? No





**“Tiny Houses in the Windmills”
Nadine Kirk**

Tiny Houses in the Windmills

CC9

Design Inspiration: Outhouse pattern by Carolyn Friedlander

Made by: Nadine Kirk

Quilted by: Nadine Kirk

Quilt Owner: Nadine Kirk

Viewers' Choice Category: Challenge

Techniques Used: Machine Pieced, Embellished, Paper Pieced, Machine Quilted - Domestic, Hand Embroidered

I loved the tiny houses that the Guild members made for Julie Limbach Jones' President's quilt using the Outhouse pattern by Carolyn Friedlander, and decided to make a version with the Palm Canyon fabric line by Violet Craft for the challenge. I'm picturing a group of people tending to the windmills in their tiny house community. There were lots of starts and stops in the quilting, and I added a couched border of Pebbly Perle to separate the simple setting from the border.

Is this quilt for sale? No





**“Feathered Friends”
Pam Wilkerson**

1st PLACE
2024
IT TAKES A VILLAGE

THANK YOU!!!
112
Alinda Setonick

Feathered Friends

CC4

Design Inspiration: This design is from the Midway Wool company.

Made by: Pam Wilkerson

Quilted by: Pam Wilkerson

Quilt Owner: Pam Wilkerson

Viewers' Choice Category: Challenge

Techniques Used: Hand Applique, Machine Quilted - Domestic, Hand Embroidered

For me, a community is a collection of diverse people/animals who live in harmony and support each other. This design, which shows a community of birds, fit the challenge requirements and gave ample opportunities for embellishment. It was a personal challenge because it is my first 'art' quilt. I found the hand applique surprisingly relaxing.

Is this quilt for sale? Yes



Victorian Village

CC1

Design Inspiration: I used the quilt pattern Dresden Neighborhood from Persimon Dreams. Kim Plapacek is the designer

Made by: Teresa Lew

Quilted by: Teresa Lew

Quilt Owner: Teresa Lew

Viewers' Choice Category: Challenge

Techniques Used: Machine Pieced, Hand Applique, Embellished, Hand Quilted, Hand Embroidered

I love the architecture of Victorian homes and think it would be fun to live in a community of them.

Is this quilt for sale? No



The Farmer's Daughters

CC2

Design Inspiration: Original Design

Made by: Diane Ross

Quilted by: Diane Ross

Quilt Owner: Diane Ross

Viewers' Choice Category: Challenge

Techniques Used: Machine Applique, Embellished, Machine Quilted - Domestic

Papa hated this snapshot – he thought we looked poor. With adult hindsight, I can understand his reaction: during those early years on the ranch, he worked 2 and sometimes 3 jobs to provide for his family. This was also one of my mother's favorite photos – she saw happy children at play. This quilt illustrates the first community many of us know - our family.

Is this quilt for sale? No

The Farmer's Daughters

A Little History

(So we'll remember when we're old)
Mama took this snapshot in the summer of 1965. Sharon was 6 1/2 years old, Margaret was 2 1/2, and I was almost 4. Mama and Papa were building the ranch outside of Lincoln, CA where we all grew up. We'd been playing - digging in the dirt and hammering bent nails in scrap wood - when Mama stopped us to line up for the picture. What a happy, dirty crew we were.

Every weekend, Papa would head out early in his truck to start work running fences and building a workshop. Mama would follow later with food, us girls, and grandma. A contractor built the houses, but everything else was done by Mama and Papa. One of the first things our folks did was to plant trees, so we needed to water all the trees every week - there were over 100 of them. We didn't yet have a well at the beginning of the summer, so Mama would drive the tractor and trailer down to the creek and pump water out to fill a big tank on the trailer. The tap on the water tank leaked a little, so we girls loved to ride on the back of the trailer, because it was cool and wet. As the oldest, I got to hop off and hold the hose while we filled the dike around each tree. Grandma stood by with a hoe, rebuilding the dike as needed.

When the day's work was done, we'd put dinner and blankets in the back of Papa's pickup and drive down to the creek. We'd build a campfire, and Papa would relax and fish a bit. We girls would try to catch dragonflies. Grandma would tell stories about her childhood in Oklahoma. Mama would heat dinner on the campfire - usually canned chili and supermarket tamales. They always tasted so good. As the sun set, we'd pile into Mama's car and fall asleep on our way home - tired, dirty, and very, very happy.

Diane Ross



Hand in Hand

CC5

Design Inspiration: Traditional House Block

Made by: Lucy Guerrero

Quilted by: Lucy Guerrero

Quilt Owner: Lucy Guerrero

Viewers' Choice Category: Challenge

Techniques Used: Machine Pieced, Machine Quilted - Domestic, Hand Embroidered

I belong to a community of quilters. We create and share together, weaving into our lives strands of friendship, connection, and purpose. I resisted joining the guild for a few years but that time was a loss, since joining the guild has nourished my soul ever so much. This piece represents my spiritual home and on it special friends who have touched my life have their hands quilted.

Is this quilt for sale? No



African Hut Community

CC6

Design Inspiration: A single hut pattern was from an online collage class in which participants were to use their imagination to create huts and a quilt in any design.

Made by: Alita Aldridge

Quilted by: Alita Aldridge

Quilt Owner: Alita Aldridge

Viewers' Choice Category: Challenge

Techniques Used: Machine Applique,
Machine Quilted - Domestic

This community is a happy and close knit African village filled with colorful hut houses. Villagers enjoy their daily lives busy with chores, while some enjoy boating in beautiful ocean waters under sunny skies.

Is this quilt for sale? Yes



The Quilt Auction

CC8

Design Inspiration: Pattern from Cross Stitch Magazine

Made by: Louise Davidson

Quilted by: Not quilted.

Quilt Owner: Louise Davidson

Viewers' Choice Category: Challenge

Techniques Used: Machine Pieced, Hand Embroidered

This brings together my two loves: counted cross stitch and piecework. What better sense of community than a down-home quilt auction?

Is this quilt for sale? No



A Crew, a Clan, a Home and a Community CC10

Design Inspiration: Project inspiration from line drawing pattern by Roxanne of Roxanne's a Wish and a Dream in Carpinteria. CA. From the pattern, the other panels were added to reflect the 2024 Challenge theme.

Made by: PJ Kytlica

Quilted by: PJ Kytlica

Quilt Owner: PJ Kytlica

Viewers' Choice Category: Challenge

Techniques Used: Hand Embroidered, Machine Pieced, Machine Applique, Embellished, Machine Quilted on both a Domestic Machine and a Stationary Longarm

Community is a whole miss-mash of many things...and means different things to each of us. To me, it's the embodiment of my quilty friends who are incredibly dear to me, along with family, home and the ability to share love and kindness. Let's continue to spread the love and warmth, whether it's thru our joy of quilting and making, or just reaching out to comfort and share with a friend or family member. Kindness is an easy thing to give...give it GENEROUSLY !!!

Is this quilt for sale? No



Category:
Applique



The Winners



“A Gathering” Carol Thomas



A Gathering

AP7

Design Inspiration: Barbara Pershing

Made by: Carol Thomas

Quilted by: Robin Keller

Quilt Owner: Carol Thomas

Viewers' Choice Category: Applique

Techniques Used: Machine Pieced,
Machine Applique, Machine Quilted -
Stationary Longarm

While at an art quilt seminar in
Carpinteria, I saw this quilt on the wall
and couldn't resist.

Is this quilt for sale? No



“90 Circles of Life” Olivia Carnahan



90 Circles of Life

AP3

Design Inspiration: Sue Spargo's Toned Down Circles

Made by: Olivia Carnahan

Quilted by: Olivia Carnahan

Quilt Owner: Olivia Carnahan

Viewers' Choice Category: Applique

Techniques Used: Hand Applique, Embellished, Machine Quilted - Movable Longarm, Hand Embroidered

This small quilt was created with 100% wool on wool 1" appliqué circles embellished with various types & sizes of embroidery threads. It is the result of an online event sponsored by Sue Spargo through Instagram during the pandemic. She posted a pattern for each circle daily for 90 days to help us cope with the events of 2020. There is only one circle I changed to reflect my concern when my son, a professional photographer, ventured out to support and document the march in Los Angeles that summer. Can you find it?

Is this quilt for sale? No



“Remembering Sue Garman” Sue Glass



Remembering Sue Garman

AP8

Design Inspiration: Pattern by Sue Garman for The Quilt Show.com

Made by: Sue Glass

Quilted by: Cecilia Hosford

Quilt Owner: Sue Glass

Viewers' Choice Category: Applique

Techniques Used: Machine Pieced, Hand Applique, Machine Quilted - Movable Longarm, Hand Embroidered

I used this pattern from 2008 to make my first real applique quilt, finishing it almost 12 years ago (see attached photo). I combined four of these blocks with five feathered star blocks as I was not quite ready to tackle such a large applique project. This year (2023) I decided to make all of the 2008 blocks but from more modern fabrics. I also modified some of the vases to make them more comfortable with the modern fabrics. Here's a challenge to viewers: See if you can find the same vases in the two quilts. Have fun!

Is this quilt for sale? No





“Sunbonnet Flowers”
Elaine Hotra



Sunbonnet Flowers

AP2

Design Inspiration: Laurene Sinema

Made by: Elaine Hotra

Quilted by: Elaine Hotra

Quilt Owner: Elaine Hotra

Viewers' Choice Category: Applique

Techniques Used: Hand Applique, Hand Quilted, Back Art

This pattern was on my "To Do List) since 1998 and started working on it during the summer of 2023.

I changed three of the original patterns because I love Dogwoods, hibiscus and roses. Please see my BACKART.

Is this quilt for sale? No



Ms Skullington

AP1

Design Inspiration: Pattern by Tula Pink Designs

Made by: Pat Bryan

Quilted by: Pat Bryan

Quilt Owner: Pat Bryan

Viewers' Choice Category: Applique

Techniques Used: Machine Pieced, Machine Applique, Machine Quilted - Domestic

Something different from my usual traditional designs. Construction was challenging and it sat in my sewing room for a long time until I finally decided how to quilt it. Hubby likes this quilt and especially likes the back fabric. Hope you enjoy my quilt. Now - trying to figure out where to hang it?

Is this quilt for sale? No



Ms Skullington
Design Inspiration: Tula Pink
Made by: Pat Bryan
Quilted by: Pat Bryan
Quilt Owner: Pat Bryan
Viewers' Choice Category: Applique
Techniques Used: Machine Pieced, Machine Applique, Machine Quilted - Domestic
Something different from my usual traditional designs. Construction was challenging and it sat in my sewing room for a long time until I finally decided how to quilt it. Hubby likes this quilt and especially likes the back fabric. Hope you enjoy my quilt. Now - trying to figure out where to hang it?

Phoenix in the Clouds

AP4

Design Inspiration: An original design: I made this design once and liked it so much that I did it again with different fabrics

Made by: Mary Jane Jewell

Quilted by: Mary Jane Jewell

Quilt Owner: Mary Jane Jewell

Viewers' Choice Category: Applique

Techniques Used: Machine Applique, Machine Quilted - Domestic, Back Art

This is my original design. I liked it a lot, so after the first one sold, I made it again with different fabrics. In my opinion mythical creatures are very cool. The technique is fused reverse applique.

Is this quilt for sale? Yes



Phoenix in the Clouds
Mary Jane Jewell
AP4
Machine Quilted - Domestic
Machine Applique
Back Art
Fused Reverse Applique

Believe

AP6

Design Inspiration: Red Door Designs
BOM

Made by: Melanie Dreike

Quilted by: Matt Randall

Quilt Owner: Melanie Dreike

Viewers' Choice Category: Applique

Techniques Used: Hand Applique,
Embellished, Machine Quilted -
Stationary Longarm

This quilt was designed by Red Door Designs as a "Block of the Month". This was my Christmas gift one year, of course I did not keep up. Then I finished all the blocks and did not sew them together. Finally, it was their turn as one of my WIPS for 2023. Finally it is finished and can be enjoyed!

Is this quilt for sale? No



A Lonely Koi

AP9

Design Inspiration: Class taken at the Long Beach Quilt Show with Laretta Crites

Made by: Kellie Rollo-Fireman

Quilted by: Kellie Rollo-Fireman

Quilt Owner: Kellie Rollo-Fireman

Viewers' Choice Category: Applique

Techniques Used: Machine Applique, Embellished

This is a Koi fish and some bubbles made from painted Tyvek and appliqued onto the background.

Is this quilt for sale? No



Fan Dance

AP10

Design Inspiration:

Pattern by Nancy Ota
called Two Fans

Made by: Rose Omoto

Quilted by: Rose Omoto

Quilt Owner: Rose Omoto

Viewers' Choice Category:

Applique

Techniques Used: Hand

Applique, Hand Quilted

This is my UFO (unfinished object) wall hanging project. The pattern is called "Two Fans," designed by Nancy Ota. I stitched the large fan with sashiko stitches, and the second fan below I appliqued the fan and stitched the bones of the fan and leaves.

Is this quilt for sale? No



Flutters to Joy

AP11

Design Inspiration:

Workshop: Crazy About Collage. Certified Instructor: Susan Nash. Pattern: Teeny Tiny Collage Group #5

Made by: Cheri Highwart

Quilted by: Cheri Highwart

Quilt Owner: Cheri Highwart

Viewers' Choice Category: Applique

Techniques Used: Hand Applique, Machine Quilted - Domestic

My 1st collage. I am very happy I attended the workshop and challenged myself. From anxious flutters, can I make this? To the joy of finding the creativity within me. Can you find the sand castle?

Is this quilt for sale? No



Kelly's Teeny Tiny Featherweight

AP12

Design Inspiration: Teeny Tiny Featherweight by Laura Heine

Made by: Kelly Brinkley

Quilted by: Kelly Brinkley

Quilt Owner: Kelly Brinkley

Viewers' Choice Category: Applique

Techniques Used: Machine Applique, Machine Quilted - Domestic

I have always enjoyed the bright, floral, collage designs by Laura Heine and thought this would be perfect to hang in a sewing room. The guild workshop on this pattern allowed me to learn the techniques selecting fabrics and layering them to form a cohesive picture. I loved that searching for the right pieces and placing them together felt like doing a puzzle.

Is this quilt for sale? No



My Floral Window Box

AP13

Design Inspiration: Unknown

Made by: Luella Fournell

Quilted by: Unknown

Quilt Owner: Luella Fournell

Viewers' Choice Category: Applique

Techniques Used: Machine Pieced,
Hand Applique, Machine Quilted -
Movable Longarm

Applique is one of my favorite techniques. As I often do, I used multiple background fabrics to add some interest and movement to the quilt. This was a Block of the Month when I owned Luella's Quilt Basket. The shop closed in 2011 and the quilt is finally finished and quilted!

Is this quilt for sale? No



Courtyard Cottages

AP14

Design Inspiration: Original Design

Made by: Nadine Kirk

Quilted by: Nadine Kirk

Quilt Owner: Nadine Kirk

Viewers' Choice Category: Applique

Techniques Used: Machine Pieced,
Machine Applique, Hand Quilted,
Machine Quilted - Domestic

This quilt started as part of a series of houses and has been in my to-be-quilted stack for a long time. The houses and trees were made using reverse applique with a black outline (a 2-step applique process), and the center courtyard has a mandala feeling. The quilting included a combination of machine lines and hand quilting, including accents with perle cotton. It was an enjoyable project and rewarding to finish.

Is this quilt for sale? No



Maui Beach Boys

AP16

Design Inspiration: Donna Fear and HITOMI

Made by: Elaine Hotra

Quilted by: Elaine Hotra

Quilt Owner: Elaine Hotra

Viewers' Choice Category: Applique

Techniques Used: Hand Applique, Hand Quilted

I bought this pattern and fabric while vacationing on Maui, Hawaii. The pattern reminds of my surfer grandsons and snorkeling with the turtles at Black Rock. Please see my BACKART.

Is this quilt for sale? No



Category:
Art



The Winners



**“I See You”
Veronica Jones**



Design Inspiration: Marina Lands

Made by: Veronica Jones

Quilted by: Madeline Serna

Quilt Owner: Veronica Jones

Viewers' Choice Category: Art

Techniques Used: Hand Applique, Machine Quilted - Domestic

This quilt was named "I See You" in honor of the Zulu greeting (SAWUBONA). It literally means "I see you." More than words of politeness, sawubona carries the importance of recognizing the worth and dignity of each person. It says, "I see the whole of you—your experiences, your passions, your pain, your strengths and weaknesses, and your future. You are valuable to me."

Sawubona is also infused with the belief that when others "see" me, then I exist. The common response is "Shiboka", which means "I exist for you". These are more than greetings. They're ways to vitalize the other person by giving full attention and presence, communicating how much value they carry within them.



I See You
 Design Inspiration: Marina Lands
 Made by: Veronica Jones
 Quilted by: Madeline Serna
 Quilt Owner: Veronica Jones
 Viewers' Choice Category: Art
 Techniques Used: Hand Applique, Machine Quilted - Domestic
 This quilt was given to me by my friend, Veronica Jones, who is a member of the Zulu tribe. It is a beautiful representation of the Zulu greeting, Sawubona, which means "I see you." The quilt is made of many different fabrics and colors, and it is a true work of art. It is a beautiful reminder of the importance of recognizing the worth and dignity of each person. It says, "I see the whole of you—your experiences, your passions, your pain, your strengths and weaknesses, and your future. You are valuable to me."

Is this quilt for sale? No

“Engineering 1225” Alexandra Tsubota



Engineering 1225

AT3

Design Inspiration: Original quilt

Made by: Alexandra Tsubota

Quilted by: Alexandra Tsubota

Quilt Owner: Alexandra Tsubota

Viewers' Choice Category: Art

Techniques Used: Machine Pieced,
Machine Applique, Machine Quilted -
Domestic, Machine Quilted - Movable
Longarm

This is the second quilt I've made with a
gears theme. I love the whimsy of
steampunk and wanted to try a holiday-
inspired quilt.

Is this quilt for sale? No



“Tree of Fantasy” Linda Flynn



Tree of Fantasy

AT9

Design Inspiration: I made this up by myself

Made by: Linda Flynn

Quilted by: Linda Flynn

Quilt Owner: Linda Flynn

Viewers' Choice Category: Art

Techniques Used: Hand Applique, Embellished, Hand Quilted, Hand Embroidered

I bought the background fabric on a trip to Morocco. It's handwoven silk and I wanted to do something with it. I love Sue Spargo embroidery and made a tree to put lots of birds, flowers, insects and animals in, all under a big friendly sun.

Is this quilt for sale? No





**“The Blue Girl”
Veronica Jones**



The Blue Girl

AT6

Design Inspiration: Marina Landi

Made by: Veronica Jones

Quilted by: Madeline Serna

Quilt Owner: Veronica Jones

Viewers' Choice Category: Art

Techniques Used: Hand Applique, Machine Quilted
- Stationary Longarm

This piece was started at a class I took at the Long Beach International Quilt Show. The class was taught by the designer of the pattern/kit, Marina Lands. The objective was to learn how to turn a multi-colored face into a beautiful monochromatic quilt. Working with colors and values without losing the feeling of volume and depth with a simple and fast technique. First, I had to learn what was the meaning of monochromatic (A monochromatic color scheme is a color palette in which a single-color tint is used as the basis for all shades and hues found within the image. The shade of color is varied by changes made to the saturation and/or brightness of the base color). Second, there was nothing simple and fast about this technique. It took several months and over a hundred little tiny pieces, sometimes I had to use tweezers to hold, cut and place on background fabric. However I'm happy it didn't end up as a UFO!

Is this quilt for sale? No



Sioux War Horse

AT1

Design Inspiration: I designed this quilt from a photo on line of a Native American and his magnificent horse.

Made by: Ruby Tabata

Quilted by: Ruby Tabata

Quilt Owner: My son, Dereck Tabata

Viewers' Choice Category: Art

Techniques Used: Hand Applique, Machine Quilted - Domestic

The horse is completely hand appliqued. Fabric paint was used for accenting special features and shading.

Is this quilt for sale? No



Africa

AT2

Design Inspiration: Abstract Map of Africa

Made by: Veronica Jones

Quilted by: Madeline Serna

Quilt Owner: Veronica Jones

Viewers' Choice Category: Art

Techniques Used: Machine Applique, Machine Quilted - Movable Longarm

This quilt reflect my village Red is the color of the blood which men must shed for their redemption and liberty; black is the color of the noble and distinguished race to which I belong; green is the color of the luxuriant vegetation of our Motherland (Africa). How many faces do you see in my village?

Is this quilt for sale? No



The Catch

AT5

Design Inspiration: Various workshops over the years

Made by: Barbara Beer

Quilted by: Barbara Beer

Quilt Owner: Barbara Beer

Viewers' Choice Category: Art

Techniques Used: Machine Applique, Embellished, Machine Quilted - Domestic

This is another quilt in my series of illustrated haiku. It illustrates a haiku by Oto. It uses cottons and tulle. The net is a produce bag. The fish, moon, and ripples in the water were made from angelina fibers. The text was printed using photo transfer. The quilt was assembled using raw-edge applique and free motion quilting. A wool batting was used.



Is this quilt for sale? No

Fractured

AT8

Design Inspiration: Original Design

Made by: Nadine Kirk

Quilted by: Nadine Kirk


Quilt Owner: Nadine Kirk

Viewers' Choice Category: Art

Techniques Used: Machine Pieced, Embellished,
Hand Quilted, Machine Quilted - Domestic

This quilt began by playing with some scraps. It is improv-pieced, and was quilted in straight lines by machine, with additional hand accents of big stitch/sashiko lines and mid-century modern shapes. During the time I was hand quilting there were many reports of books being banned in schools and libraries, which inspired the haiku on the reverse of the quilt. There are many fractures in our world, but I remain hopeful for the future.

Is this quilt for sale? No



Design Inspiration: Alita Aldridge

Made by: Alita Aldridge

Quilted by: Alita Aldridge

Quilt Owner: Alita Aldridge

Viewers' Choice Category: Art

Techniques Used: Machine Applique, Machine Quilted - Domestic

Emmett Till was a 14-year old Black youth visiting relatives in Mississippi. He was abducted, tortured and murdered on August 28, 1955, after a 21-year old White woman accused him of flirting with her (she admitted she lied 5 decades later). His murder shocked the nation and shed light on the reality of racial violence.

Mamie Till, his devastated mother, insisted on an open casket funeral to show the world his brutalized body. She became an educator and activist who helped galvanize the emerging Civil Rights movement.

Emmett's murderers were acquitted by an all White Jury. They confessed a few months later, but were protected by double jeopardy laws.



"Playmates: Us Never Part"

AT12

Design Inspiration: Internet ideas

Made by: Alita Aldridge

Quilted by: Alita Aldridge

Quilt Owner: Alita Aldridge

Viewers' Choice Category: Art

Techniques Used: Machine Applique, Machine Quilted - Domestic

The love, bond, trust and undeniable friendship between these two beautiful little playmates is depicted. A true friendship starting at this age is a major developmental milestone that can continue to grow as they become young ladies, adults, and over time realize they are forever Sister Friends.

Is this quilt for sale? No



Category:
Modern



The Winners



“Improv Stars”
Mary Gould



Improv Stars

MO7

Design Inspiration: Inspired by workshop with Diane Harris

Made by: Mary Gould

Quilted by: Karen Kimmel

Quilt Owner: Mary Gould


Viewers' Choice Category: Modern

Techniques Used: Machine Pieced, Machine Quilted - Movable Longarm, Back Art

Made various sizes of improvised star blocks out of bright colors and neutral fabric for background. Quilt was made by combining star blocks and background fabric to make a balanced design. The border is reminiscent of prairie points.

I absolutely loved making this quilt! Leftover blocks are included in the backing.

Is this quilt for sale? No



“Woven Watercolor” Roberta Tom



Woven Watercolor

MO6

Design Inspiration: Preprinted Blocks

Made by: Roberta Tom

Quilted by: Roberta Tom

Quilt Owner: Roberta Tom

Viewers' Choice Category: Modern

Techniques Used: Hand Quilted, Hand Embroidered

I love to cross stitch and this was a good use of a lot of variegated thread. The double wedding ring pattern was fun because I never knew exactly how the colors would blend. I used gold to tie all the rings together.

Is this quilt for sale? No



“Circles and Curves” Gale Valentini



Circles and Curves

MO4

Design Inspiration: Workshop with Maria Shell

Made by: Gale Valentini

Quilted by: Gale Valentini

Quilt Owner: Gale Valentini

Viewers' Choice Category: Modern

Techniques Used: Machine Pieced,
Machine Quilted - Domestic

This is one of my first attempts at improv quilting where there is no pattern. In the zoom workshop Maria instructed us on techniques for making pods, circles, 1/4 circles, braided curves, and ruffles. Then it was up to us to take the components and piece them together into a quilt. I look forward to perfecting my technique and making more improv quilts.

Is this quilt for sale? No



“Woven”
Julie Limbach-Jones



Woven

MO10

Design Inspiration: Original Design

Made by: Julie Limbach Jones

Quilted by: Cara Cansler (Sew Colorado Quilting)


Quilt Owner: Julie Limbach Jones

Viewers' Choice Category: Modern

Techniques Used: Machine Pieced, Machine Quilted - Movable Longarm

Woven highlights the interplay between piecing and quilting. The pieced work is a canvas for the stitching design. When there are two people involved the resultant quilt is a wonderful collaboration. The design for the quilt was inspired by the weave of the Windham Artisan Cotton fabrics and the utilization of all six colors in the QuiltCon 2024 fabric challenge. While collaborating on the quilting design, the goal was to emphasize the weave of the piecing with the quilting motifs.

Is this quilt for sale? No



Madeira Carnival

MO1

Design Inspiration: The fabric; painted by Pat Pauly

Made by: Carollee Schuegraf

Quilted by: John Tsiaperas

Quilt Owner: Carollee Schuegraf

Viewers' Choice Category: Modern

Techniques Used: Machine Pieced,
Machine Quilted - Movable Longarm

This improv quilt uses Pat Pauly's wonderful fabrics and Marcia Derse's colorful prints. I tried to interpret the colorful Madeira Flower Parade and Madeira's Carnival. Exciting times in Madeira, Portugal.

Is this quilt for sale? No



Off-Center Christmas

MO2

Design Inspiration: Quilt Designer, Jo Westfoot

Made by: Bonnie Tigner

Quilted by: Bonnie Tigner

Quilt Owner: Bonnie Tigner

Viewers' Choice Category: Modern

Techniques Used: Machine Pieced, Paper Pieced, Machine Quilted - Movable Longarm

This asymmetrical Christmas Tree was a Block of the Month quilt designed by Jo Westfoot @thecraftynomadfleet. It was a skill building adventure with many different elements used to construct the blocks, including inset seams, circles, and paper piecing. The course is known as Geometree!

Is this quilt for sale? No



Farm to Table

MO3

Design Inspiration: Pineapple Farm by Elizabeth Hartman

Made by: Julie Limbach Jones

Quilted by: Cara Cansler (Sew Colorado Quilting)

Quilt Owner: Julie Limbach Jones

Viewers' Choice Category: Modern

Techniques Used: Machine Pieced, Machine Quilted - Movable Longarm

I had such fun making Pineapple Farm blocks for Marie Cortez's turn in our group "bee", that I had to make two more for myself and turn them into a bright, sunny table runner. I calculated the borders and middle of the runner to size it for my dining table. The quilting pantograph reminded me of the peel of a pineapple and Cara reduced it to work with the size of the pieced pineapple. I used this piece to write a tutorial for the faux piping binding for the Boulder Modern Quilt Guild's panel on binding techniques and I love how it turned out!

Is this quilt for sale? No



Mod Strips

M05

Design Inspiration: Original Design

Made by: Melanie Dreike

Quilted by: Matt Randall

Quilt Owner: Melanie Dreike

Viewers' Choice Category:
Modern

Techniques Used: Machine Pieced, Machine Quilted - Stationary Longarm

This quilt was made with leftovers and for the back of the Block of the Month Blitz by Kimberly Einmo for Janome of America. From the urging of Longarm Quilter Matt Randall it became a top of its own. I ended up with two quilts instead of one, Hurray!

Is this quilt for sale? No



Wonky Windows

MO8

Design Inspiration: Original

Made by: Eugenia Dickson

Quilted by: Eugenia Dickson

Quilt Owner: Eugenia Dickson

Viewers' Choice Category: Modern

Techniques Used: Machine Pieced, Machine Quilted - Domestic, Machine Embroidered

This quilt is how we look at the world a little "Wonky", or Wabi Sabi, perfectly imperfect.

Is this quilt for sale? No



Hale's Comet

M09

Design Inspiration: Stars Over Hues by Tiffany Hayes

Made by: Robyn Wilkes

Quilted by: Robyn Wilkes

Quilt Owner: Hale

Viewers' Choice Category: Modern

Techniques Used: Machine Pieced, Machine Quilted - Movable Longarm

I made this quilt for my Brother-in-Law Hale. I brought some quilt patterns for him to choose from and he picked this interesting star pattern. He likes bright colors, so I found some nicely bright coordinates to jazz up the muted greys. The backing is a guitar montage that gives a nod to his guitar playing avocation.

Is this quilt for sale? No



Polka Dots on Parade

MO11

Design Inspiration: Jelly Roll Race

Made by: Pam Overton

Quilted by: Alexandra and Megan Tsubota

Quilt Owner: Pam Overton

Viewers' Choice Category: Modern

Techniques Used: Machine Pieced, Machine Quilted - Movable Longarm

Each year on National Jelly Roll Day my friendship group likes to pull a jelly roll from each of our stashes and do a "jelly roll race." There's not much racing going on, but it's fun to see how they turn out. Try as you might, there's no way to "control" where the strips fall in the final quilt. I wanted this quilt to be a little larger, so I added 10-inch strips between each of the jelly roll strips. It started off as a charity quilt, but I think this will be a keeper. Love the circle quilting design that we selected.

Is this quilt for sale? No



Interconnected

MO12

Design Inspiration: "16 strips" in November 2020 American Quilter

Made by: Janet Coggins

Quilted by: Matt Randall

Quilt Owner: Janet Coggins

Viewers' Choice Category: Modern

Techniques Used: Machine Pieced,
Machine Quilted - Movable Longarm

This pattern really shows off the floral prints, but I had to select certain parts of each strip to make sure the colors flowed well, to give the illusion of Interconnected squares.

Is this quilt for sale? No



Category:
Mixed



The Winners





“Wedding Star”
Nancy Payne

Wedding Star **MX4**

Design Inspiration: Judy Niemeyer

Made by: Nancy Payne

Quilted by: Robin Keller

Quilt Owner: Nancy Payne

Viewers' Choice

Category: Mixed

Techniques Used:

Machine Pieced, Machine Applique, Paper Pieced, Machine Quilted - Movable Longarm

I have been working on this quilt on and off for at least 10 years. I am glad to finish this and am now looking for another long term project.

Is this quilt for sale? No



“Margie’s Trees”
Andrea Kowalski



Margie's Trees

MX3

Design Inspiration: The applique from Kim McLean's "Lollipop Trees" pattern. Applique worked by Margie Potegian.

Made by: Andrea Kowalski and Margie Potegian

Quilted by: Andrea Kowalski

Quilt Owner: Andrea Kowalski

Viewers' Choice Category: Mixed

Techniques Used: Machine Pieced, Hand Applique, Hand Quilted, Machine Quilted - Domestic

Margie completed 9 hand-turned applique blocks over a period of more than a few years. In 2023, I began hand-quilting around the individual panels and arranged them together to complete the quilt. It's an honor that my friend trusted me to finish this quilt that she began long ago. Margie who was working on the applique when we met 20+ years ago. She introduced me to the wide and wonderful world of quilting and has remained a dear friend and quilt-making confidante ever since!

Is this quilt for sale? No



**“First Year Pioneer”
Julie Limbach-Jones**



First Year Pioneer

MX2

Design Inspiration: Original Design

Made by: Julie Limbach Jones

Quilted by: Cara Cansler (Sew Colorado Quilting)


Quilt Owner: Julie Limbach Jones

Viewers' Choice Category: Mixed

Techniques Used: Machine Pieced, Hand Applique, Machine Quilted - Movable Longarm, Hand Embroidered

Moving to Colorado with its varied weather (as compared to SoCal!) inspired me to start a temperature quilt. A 12-step bundle of Cherrywood fabrics with additions gave twenty colors for the temperature scale. Alternating the blocks in each row gave variety in the design. About halfway through the quilt, I changed the layout/design a bit requiring some resewing of blocks and rows, but I'm happier with the revision. Because I chose hand-dyed fabrics and had to buy more of some, the colors aren't quite the same which is apparent in the color scale in the bottom row. First Year Pioneer documents the temperatures in Lafayette, Colorado for the first year we lived in our Pioneer Circle house, from November 26, 2021 to November 25, 2022. A tragic local event is documented in embroidery in row two. See the temperature scale on the back which was originally going to be on the front!

Is this quilt for sale? No



Patchwork Barn

MX1

Design Inspiration: Pattern by Edyta Sitar

Made by: Diane Ross

Quilted by: Stover Quality Quilting

Quilt Owner: Diane Ross

Viewers' Choice Category: Mixed

Techniques Used: Machine Pieced,
Machine Applique, Machine Quilted -
Movable Longarm

I grew up on a ranch in Northern California. When I saw the pattern for this quilt, with a barn in the center, I knew I needed to make it for my home.

Is this quilt for sale? No



Snuggle Up Time!

MX5

Design Inspiration: "Winter Village" pattern by Edyta Sitar

Made by: Lucy Guerrero

Quilted by: Robin Keller

Quilt Owner: Lucy Guerrero

Viewers' Choice Category: Mixed

Techniques Used: Machine Pieced, Hand Applique, Machine Applique

I've always wanted to make a blue and white quilt and to that end have been saving lots of random fabrics for that purpose. When the quilt show theme, "Community", was announced, I thought of this pattern which had been sitting on the shelf for a long time and decided to finally get it done. The piecing was a breeze but the bias tape branches took a good amount of time. Surprisingly, the snowflakes weren't as difficult to cut as I thought they would be.

Is this quilt for sale? No



Simply Delicious

MX6

Design Inspiration: A pattern by Piece O' Cake Designs

Made by: Katherine Mehnert

Quilted by: Quilted by Bobbie Moon

Quilt Owner: Katherine Mehnert

Viewers' Choice Category: Mixed

Techniques Used: Machine Pieced, Hand Applique, Machine Quilted - Movable Longarm

I've always admired appliqued quilts but never felt I had the skills to attempt one. This is the first hand appliqued quilt I made after taking a class with Pearl Pereira.

Is this quilt for sale? No



**Women's Rights Are
Human Rights** MX7

Design Inspiration:
Darci Reed

Made by: Sharona
Fischrup and Friends

Quilted by: Sharona
Fischrup, New Pieces

Quilt Owner: Michele
Radcliffe

**Viewers' Choice
Category:** Mixed

Techniques Used:
Machine Pieced,
Machine Applique,
Machine Quilted -
Movable Longarm

This quilt was sewn
and quilted by Sharona
Fischrup and friends
with permission from
Darci Reed. As rights of
women have been in
question in 2023 and
2024, this is a very
timely quilt.

Is this quilt for sale? No



Heartbeats

MX8

Design Inspiration: Pattern: MSQC
Hearts & Gizzards

Made by: Rachele Lacroix

Quilted by: Machine Quilted by Rachele
Lacroix

Quilt Owner: Rachele Lacroix

Viewers' Choice Category: Mixed

Techniques Used: Machine Pieced,
Machine Applique, Machine Quilted -
Stationary Longarm

I love two color quilts and this is one
uses two techniques. You sew the heart
pieces into the seams and then appliqué
them down.

Is this quilt for sale? No



Christmas Through the Year **MX9**

Design Inspiration: Block of the Month
(Luella's Quilt Basket 1997)

Made by: Laura Stone

Quilted by: Laura Stone

Quilt Owner: Laura Stone

Viewers' Choice Category: Mixed

Techniques Used: Machine Pieced,
Machine Applique, Embellished,
Machine Quilted - Domestic, Hand
Embroidered

This quilt is a Block of the Month (BOM) quilt from Luella's Quilt Basket in 1997. I looked forward to meeting with other BOM participants each month at Luella's to get our kits and compare our progress. My collection of colored threads really grew doing the machine appliqué, and it was fun to pick out little embellishments for Santa as he is showcased through the year. Quilt was finished in 2002 - all machine work done on my trusty Singer portable.

Is this quilt for sale? No



Pumpkin Harvest

MX10

Design Inspiration: Pattern by Bobbie G. Designs

Made by: Alexandra Tsubota

Quilted by: Alexandra Tsubota

Quilt Owner: Alexandra Tsubota

Viewers' Choice Category: Mixed

Techniques Used: Machine Pieced,
Machine Applique, Embellished,
Machine Quilted - Domestic

I've had this pattern since probably the '90's or early 2000's. I love pumpkins and kept waiting to make it until I was sure I could do it justice. I came across it recently while cleaning and decided it was time. I love how it turned out.

Is this quilt for sale? No



Stationary Movement

MX11

Design Inspiration: My own pattern

Made by: Roberta Tom

Quilted by: Roberta Tom

Quilt Owner: Roberta Tom

Viewers' Choice Category: Mixed

Techniques Used: Machine Pieced,
Hand Applique, Machine Quilted -
Domestic

This decided that it didn't want to be straight. So I embraced the wonky side and just let it do it's own thing.

Is this quilt for sale? No



Featherweight and Flowers MX12

Design Inspiration: Design by Laura Heine

Made by: Mary Jane Jewell

Quilted by: Mary Jane Jewell

Quilt Owner: Mary Jane Jewell

Viewers' Choice Category: Mixed

Techniques Used: Machine Pieced, Machine Applique, Machine Quilted - Domestic

This quilt was started in a Collage class, with most of the fabrics supplied by the teacher. All of the design elements are fused. After I got the basic design done, I chose fabrics from my stash for the flowers because I liked them better. I also made the patchwork piece to fit the scale of the machine. The spiders I added make me giggle.

Is this quilt for sale? Yes



Christmas Tree Farm

MX13

Design Inspiration: Very old embroidery pattern I bought at the Paducah Quilt Show.

Made by: Elaine Hotra

Quilted by: Elaine Hotra

Quilt Owner: Elaine Hotra

Viewers' Choice Category: Mixed

Techniques Used: Hand Quilted, Back Art, Hand Embroidered

I love Snowmen and Christmas trees and most of my girlfriends in Kentucky drive shiny new red trucks. Please see my BACKART.

Is this quilt for sale? No



Hallowe'en**MX14**

Design Inspiration: Pattern from a magazine (long forgotten)

Made by: Laura Stone

Quilted by: Laura Stone

Quilt Owner: Laura Stone

Viewers' Choice Category: Mixed

Techniques Used: Machine Pieced, Hand Applique, Machine Applique, Embellished, Machine Quilted - Domestic, Back Art, Hand Embroidered

My best friend found the pattern for this quilt in a magazine and decided *we* needed to make it. We pulled from stash (and shopped of course) for the main design, and supplemented/traded each others' Hallowe'en fabrics for the prairie point embellishments. It was fun to work on this together, and we both finished our quilts! My friend has since passed, so this quilt is even more special. All machine work done on my trusty Singer portable.

Is this quilt for sale? No



Klimptish Quilt

MX15

Design Inspiration: Inspired by looking at paintings of Gustav Klimt

Made by: Linda Flynn

Quilted by: Linda Flynn

Quilt Owner: Linda Flynn

Viewers' Choice Category: Mixed

Techniques Used: Machine Pieced,
Hand Quilted

This quilt was inspired by pictures I've seen of the paintings of Gustav Klimt. I saw fabric inspired by this artist and knew that I had to make this quilt. I also love the colors of metallics and blue and gold.

Is this quilt for sale? No



Smile-It's Halloween

MX16

Design Inspiration: Simply Spooky 2 by Amy Barickman of Indygo Junction and The Vintage Workshop

Made by: Carol Berg

Quilted by: Carol Berg

Quilt Owner: Carol Berg

Viewers' Choice Category: Mixed

Techniques Used: Machine Pieced, Hand Applique, Machine Applique, Embellished, Machine Quilted - Stationary Longarm, Back Art, Hand Embroidered

Halloween was always a fun time to go trick-or-treating in the neighborhood for me as a child. My two sisters and I always enjoyed going out together. We were not into scary costumes. The quilt patterns collected from various Orange County Quilt Shops appealed to me because they made me smile!

Is this quilt for sale? No



Trip Around the Sun

MX17

Design Inspiration: Material Girlfriends

Made by: Bonnie Blahut

Quilted by: Robin Keller

Quilt Owner: Bonnie Blahut

Viewers' Choice Category: Mixed

Techniques Used: Machine Pieced,
Machine Quilted - Stationary Longarm

What I enjoy most about making this quilt is the vivid colors of fabric. Also the spring, summer, fall, and winter season depicted in the quilt corners were fun to do.

I was glad to get it finished for our quilt show.

Is this quilt for sale? No



Loves Me, Loves Me Not Dresden MX18

Design Inspiration: This is a Missouri Star pattern

Made by: Susan Gibbs

Quilted by: Susan Gibbs

Quilt Owner: Susan Gibbs

Viewers' Choice Category: Mixed

Techniques Used: Machine Pieced, Machine Applique, Machine Quilted - Stationary Longarm

The idea of partial Dresden motifs caught my attention when I saw this made on YouTube. It immediately made me think of a daisy. I used batiks with a light background to make the "daisies" stand out.

Is this quilt for sale? Yes



**Category:
Pieced Small**



The Winners





“Poly”
Lynn Abelson



Poly

PS14

Design Inspiration: The panel was provided and I designed the borders

Made by: Lynn Abelson

Quilted by: Lynn Abelson

Quilt Owner: Lynn Abelson

Viewers' Choice Category: Pieced-Small

Techniques Used: Machine Pieced, Embellished, Machine Quilted - Stationary Longarm


I was given the panel of a woman by a friend. Since her nationality was unknown but she had a Polynesian look, I decided to name her Poly. I used the panel as inspiration to create textures through thread painting and to learn how to quilt a portrait. I added beading embellishments for the bracelet and in the flower centers. I used variegated thread in Poly's hair, and many thread colors in the other areas of the quilt. I also used colored pencils to create depth in Poly's face. To finish the quilt, I added the two borders using wavy improv cutting and piecing.

Is this quilt for sale? No





“Coral Reef”
Bonnie Blahut





Coral Reef

PS1

Design Inspiration: Sylvia Phippen Designs

Made by: Bonnie Blahut

Quilted by: Bonnie Blahut

Quilt Owner: Bonnie Blahut

Viewers' Choice Category: Pieced-Small

Techniques Used: Machine Pieced

I love this pattern. The previous Sashiko panels I have done were with white thread on dark background. I enjoyed using the colored Sashiko threads. It brought the panel to life.

I enjoy walking on the beach looking for seashells. So this quilt has a lot of meaning to me..

Is this quilt for sale? No

“Chad”
Adele Kaplan



Chad

PS15

Design Inspiration: Somebody with a great sense of humor posted a green quilt like this on Facebook. That was my inspiration. I wanted to spread the joy.

Made by: Adele Kaplan

Quilted by: Adele Kaplan

Quilt Owner: Adele Kaplan

Viewers' Choice Category: Pieced-Small

Techniques Used: Machine Pieced

A cheerful little log cabin quilt. One block slipped out and is dangling on the binding. It is named Chad as an homage to the 2000 election (this is a hanging chad of a different stripe!). Enjoy the laugh.

Is this quilt for sale? No





**“Dear Jane Goes Modern”
Carollee Schuegraf**

Dear Jane Goes Modern

PS5

Design Inspiration: Dear Jane; Book by Brenda Papadakis

Made by: Carollee Schuegraf

Quilted by: John Tsiaperas

Quilt Owner: Carollee Schuegraf

Viewers' Choice Category: Pieced-Small

Techniques Used: Machine Pieced,
Machine Quilted - Movable Longarm

I am working on the Traditional Dear Jane quilt. These are some of the rejected blocks. I wanted to see how modern straight line quilting would look on a very traditional quilt. What do you think?

Is this quilt for sale? No



Groovy Turtles

PS2

Design Inspiration: The printed panel

Made by: Mary Jane Jewell

Quilted by: Mary Jane Jewell

Quilt Owner: Mary Jane Jewell

Viewers' Choice Category: Pieced-Small

Techniques Used: Machine Pieced,
Machine Quilted - Domestic

This panel made me think of 1960's Pop-art. Thus, the name of the quilt. I think it is fun and cool.

Is this quilt for sale? Yes



Come Fly with Me

PS3

Design Inspiration: Welcome to my Pad - Art East Quilting Company

Made by: Joanne English-Potier

Quilted by: Robin Keller

Quilt Owner: Joanne English-Potier


Viewers' Choice Category: Pieced-Small

Techniques Used: Machine Pieced, Machine Quilted - Moveable Longarm

This was a quick pattern to piece since it is designed in a way that there is no matching of points to be done in any of the blocks except for stitching the tongue unit together. It's truly my kind of pattern. Besides, I thought it was adorable! Ribbit! Ribbit!

This was a quick pattern to piece since it is designed in a way that there is no matching of points to be done in any of the blocks except for stitching the tongue unit together in the Tongue Out Frog Blocks. It's truly my kind of pattern. Besides, I thought it was adorable!

Don't miss the frog panel on the backside. It's super cute too.



Is this quilt for sale? No

Colourbug

PS4

Design Inspiration: Linda and Carl Sullivan

Made by: Wendy Petri

Quilted by: Matt Randall

Quilt Owner: Wendy Petri

Viewers' Choice Category: Pieced-Small

Techniques Used: Machine Pieced,
Machine Quilted - Movable Longarm

This was fun I had a lot of ladybug material and thought this would be a perfect quilt for the material.

Is this quilt for sale? No



Acorn Quartet

PS6

Design Inspiration: Robin Pickens

Made by: Bonnie Tigner

Quilted by: Bonnie Tigner

Quilt Owner: Bonnie Tigner

Viewers' Choice Category: Pieced-Small

Techniques Used: Machine Pieced,
Machine Quilted - Moveable Longarm

Gorgeous fall fabrics make this scrappy
quilt extra special, in my opinion.

"Forest Frolic" fabric was designed by
Robin Pickens.

Is this quilt for sale? No



Dinosaurs Rule

PS7

Design Inspiration: Elizabeth Hartman pattern

Made by: Pam Wilkerson

Quilted by: Pam Wilkerson

Quilt Owner: Karina Wilkerson

Viewers' Choice Category: Pieced-Small

Techniques Used: Machine Pieced,
Machine Quilted - Domestic

This quilt was lovingly made for my first grandchild. It is all pieced. The stegosaurus block has the most pieces, sixty-seven ! I quilted it with an edge-to-edge dinosaur motif on my domestic machine.

Is this quilt for sale? No



Nature's Watercolor

PS8

Design Inspiration: Adaptation of pattern named Nature's Watercolor by Lynne Hagmeier of Kansas Troubles Quilters

Made by: PJ Kytlica

Quilted by: PJ Kytlica

Quilt Owner: PJ Kytlica

Viewers' Choice Category: Pieced-Small

Techniques Used: Machine Pieced, Machine Quilted - Stationary Longarm

This was a kit offered by the Old Country Store in the Amish country. I've always wanted to try a pixelated quilt, and needed a wall hanging for my bedroom in our Big Bear Lake home. This was the perfect choice in coloring. I've added additional pixelated pieced strips to create 2 checkerboard borders. I think it adds to the effect and gave me the size I was looking for. Piecing 1.5 squares is a lesson in patience and accuracy. I love the results!

Is this quilt for sale? No



A Pile of Leaves

PS9

Design Inspiration: Jackie Robinson's Tessellations

Made by: Barbara O'Flynn

Quilted by: Barbara O'Flynn

Quilt Owner: Barbara O'Flynn

Viewers' Choice Category: Pieced-Small

Techniques Used: Machine Pieced, Hand Quilted

This quilt pattern looked hard It isn't. Using the 60 degree diamond ruler by Creative Grids, and designed by Krista Moser, the process is easy, and the points and pieces come together like magic. Krista saw windmills in her design, and given my choice of fabrics, I see stars in mine. The navy fabric with the stars has a quote on the binding... "One Flag, One Land, One Heart, One Nation, Evermore ... Oliver Wendell Holmes". How inspiring. The irregular hand quilting is a representation of the randomness of fallen leaves.

Is this quilt for sale? No



Wandering Flowers

PS10

Design Inspiration: My design

Made by: Susan Gibbs

Quilted by: Susan Gibbs

Quilt Owner: Susan Gibbs

Viewers' Choice Category: Pieced-Small

Techniques Used: Machine Pieced,
Machine Quilted - Stationary Longarm

The focus material is home decorator fabric from my stash. The smaller pieces were framed with coordinating colors. When viewed after the piecing was completed, the flower stems seemed to wander from block to block. The quilting wanders from block to block too.

Is this quilt for sale? Yes



Lattice Be Happy

PS11

Design Inspiration: My design

Made by: Susan Gibbs

Quilted by: Susan Gibbs

Quilt Owner: Susan Gibbs

Viewers' Choice Category: Pieced-Small

Techniques Used: Machine Pieced,
Machine Quilted - Stationary Longarm

The on-point squares of this quilt are made of strips of flannel, which were woven and then stitched down. Alternating background squares have small coordinating color squares and the border has piano key motif inserts.

Is this quilt for sale? Yes



Emerald City of the South Bay PS12

Design Inspiration: Designer Colleen Wise

Made by: Priscilla Wagner

Quilted by: Priscilla Wagner

Quilt Owner: Priscilla Wagner

Viewers' Choice Category: Pieced-Small

Techniques Used: Machine Pieced,
Machine Quilted - Domestic

This quilt originated in a virtual class for SBQG given by Colleen Wise. The shaded fabrics are from a Fat Quarter Shop curated bundle, Alpine Tundra Shades. The background fabric is New Here Flint and New Here Tundra by Dear Stella Fabric.

Is this quilt for sale? No



Hawaiian Sashiko

PS13

Design Inspiration: Designed by Nakaniwa Rockett for Tulip Co

Made by: Nancy Payne

Quilted by: Robin Keller

Quilt Owner: Nancy Payne

Viewers' Choice Category: Pieced-Small

Techniques Used: Machine Pieced,
Machine Quilted - Movable Longarm,
Hand Embroidered

The four flower blocks were part of a stamped kit. This was the first sashiko blocks that I made with colored thread.

Is this quilt for sale? No





Sea Life 5 - Dolphins, Fish & Jellies

PS16

Design Inspiration: This piece came on a panel with 7 other images.

Made by: Mary Jane Jewell

Quilted by: Mary Jane Jewell

Quilt Owner: Mary Jane Jewell

Viewers' Choice Category:
Pieced-Small

Techniques Used: Machine
Pieced, Machine Quilted -
Domestic

As a certified scuba diver, I love images of the sea. This piece was one of 8 images on a panel that I purchased. I put four of them together in a quilt and made the other four into mini quilts. All of the others in the group were recently sold, so I only have this one left to display at our show. I hope you like it.

Is this quilt for sale? Yes



Blue Willow

PS17

Design Inspiration: A Chunk of the Month through East Bay Heritage Quilters.

Made by: Carollee Schuegraf

Quilted by: John Tsiaperas

Quilt Owner: Carollee Schuegraf

Viewers' Choice Category: Pieced-Small

Techniques Used: Machine Pieced, Machine Quilted - Movable Longarm

I participated in a "Chunk of the Month", a new version of a Mystery Quilt, with East Bay Heritage Quilters. Each month, we were given specific component instructions, By the end of 6 months I had 44 components to create a 48" square quilt. Diagrams of various layouts were provided. I used mostly Liberty fabric in blue.

What I liked, was that no two quilts would look the same.

Is this quilt for sale? No



Interlocking Continents

PS18

Design Inspiration: Japanese Jigsaw Puzzle-Tracey Brookshier, designer

Made by: Michele Radcliffe

Quilted by: Holly Casey

Quilt Owner: Michele Radcliffe

Viewers' Choice Category: Pieced-Small

Techniques Used: Machine Pieced,
Machine Quilted - Movable Longarm

This was the third quilt that I made, and was assisted by the designer. Both Japanese and Australian fabrics were used, thus the title of the quilt. Having visited Japan multiple times, I love using Asian fabrics in my work.

Is this quilt for sale? No



Purple Pineapple Birds

PS19

Design Inspiration: Gyleen Fitzgerald Workshop

Made by: Gale Valentini

Quilted by: Robin Keller

Quilt Owner: Gale Valentini

Viewers' Choice Category: Pieced-Small

Techniques Used: Machine Pieced, Machine Quilted - Moveable Longarm

I attended a workshop at Road to California with Gyleen Fitzgerald who has designed Pineapple block patterns. She was a great teacher to learn from. She instructed us to first select our border fabric - which I chose my favorite designer Kaffe Fassett and then select the complimentary stripes for the pineapple blocks. For the centers I fussy cut the Purple Birds. It's a fun pattern where you can vary the colors in the block to result in a different design. Maybe next year you will see another design.

Is this quilt for sale? No



Category:
Pieced Medium



The Winners





**“Chantal – The Spirit of a Warrior”
Aleda Sebenick**

Chantal-The Spirit of a Warrior

PM6

Design Inspiration: Veruschka Zarate,
Pride & Joy Quilting

Made by: Aleda Sebenick

Quilted by: Aleda Sebenick

Quilt Owner: Chantal Chandler

Viewers' Choice Category: Pieced-Medium

Techniques Used: Embellished, Paper
Pieced, Machine Quilted - Domestic

This quilt presented a challenge as 167 pieces were a different shape and had to be separated into multiple units for piecing. Units, such as the eyes were so tiny that I opted to toss out foundation paper piecing and used freezer paper templates. When I finished preparing all the templates, I organized the units into 12 large block groups. The preparation and organization of this project was well worth the time. With a lot of experimenting, I varied the original Caucasian Joan of Arc in favor of brown skin at the request of the recipient. The washed quilt has 20 fabric colors of 100% cotton. I used trapunto to emphasize Joan of Arc, the power to speak the warrior within us.

Is this quilt for sale? No



“Storm Coming” Lynn Abelson



Storm Coming

PM13

Design Inspiration: Entangled Sky pattern by Krista Moser

Made by: Lynn Abelson

Quilted by: Lynn Abelson


Quilt Owner: Lynn Abelson

Viewers' Choice Category: Pieced-Medium

Techniques Used: Machine Pieced, Machine Quilted - Stationary Longarm

I made this quilt using a pattern by Krista Moser and a collection of grey and blue batiks, that had a wide range of values. I like the 3D effect created by the juxtaposition of the three different values. The use of the darker grey colors reminded me of a dark or stormy sky. I did ruler work to create the quilting of parallel lines within each triangle shape. Even with the ruler it was challenging!

Is this quilt for sale? No



“The Turtle on the Back” Carol Takemoto



The Turtle on the Back

PM14

Design Inspiration: Elizabeth Hartman's Awesome Ocean

Made by: Carol Takemoto

Quilted by: Rebecca Stephanik

Quilt Owner: Carol Takemoto

Viewers' Choice Category: Pieced-Medium

Techniques Used: Machine Pieced, Machine Applique

A collection of beautiful fat quarters looking for the perfect pattern and you get this version of Elizabeth Hartman's 'Awesome Ocean', I call "The Turtle on the Back". The challenge for me was to use only three colors for all the sea critters.

The turtle on the back was inspired by Tula Pink who enlarges a motif as a backing design.

The turtle was reconfigured three times its original design. It makes for a reversible quilt.

The quilt was beautifully quilted by Rebecca Stephanik who, also, enlarged the quilting pattern to give it a softer, watery look to the background.

Is this quilt for sale? No



Alli's Way

PM1

Design Inspiration: Magic Sparkle by Amy Friend

Made by: Robyn Wilkes

Quilted by: Robyn Wilkes


Quilt Owner: Robyn Wilkes

Viewers' Choice Category: Pieced-Medium

Techniques Used: Machine Pieced, Machine Quilted - Movable Longarm

I took a Guild class taught by Amy Friend. I loved the bright colors in her sample and used brights in my version. The bright colors reminded me of my fun and vivacious sister-in-law Alli, so I called it "Alli's Way". The quilt was fun to make, but took some careful planning. It is made using a technique called Large Paper Piecing. Each star square is made up of four 7" by 9" paper pieced blocks. In addition to the larger paper piecing technique, she taught us how to ensure the striped background maintains the same direction throughout the quilt. Luckily my "stripe" was wide and forgiving.

Is this quilt for sale? No



My Favorite Things PM2

Design Inspiration:

Traditional churn dash block pattern with modern materials

Made by: Mary Gould

Quilted by: Karen Kimmel

Quilt Owner: Mary Gould

Viewers' Choice Category:

Pieced-Medium

Techniques Used:

Machine Pieced, Machine Quilted - Movable Longarm, Back Art

I sometimes see fabrics I just love, so I bring them home without a plan for them. I went through my fabric stash to use them in this quilt.

On the quilt back is an oversized deconstructed churn dash block.

Is this quilt for sale? No



Ride On

PM3

Design Inspiration: Claudette by Villa Rosa Designs

Made by: Vivian Ruddy

Quilted by: Karen Kimmel

Quilt Owner: Vivian Ruddy

Viewers' Choice Category: Pieced-Medium

Techniques Used: Machine Pieced, Machine Quilted - Movable Longarm

This quilt is a gift for my brother-in-law, James Casey, an avid cyclist. It came back from the quilter just in time to be exhibited in the Quilt Show before going to its new home in New York. He's going to be so surprised!

Is this quilt for sale? No



Whimsy Matters

PM4

Design Inspiration: Buying my own home in 2022

Made by: Julianna Nourayi

Quilted by: Julianna Nourayi

Quilt Owner: Julianna Nourayi

Viewers' Choice Category: Pieced-Medium

Techniques Used: Machine Pieced, Machine Quilted - Domestic

This quilt started with the fun house fabric. I chose the Log Cabin block, continuing with the house theme. Because it was a whimsical focus fabric, I wanted a matching theme to the quilt so the Wonky Log Cabin block was fitting. The "hearth" is traditionally red, but I went with the bright pink instead.

Is this quilt for sale? No



Farmhouse fall

PM5

Design Inspiration: Erica Arndt

Made by: Wendy Petri

Quilted by: Matt Randall

Quilt Owner: Wendy Petri

Viewers' Choice Category: Pieced-
Medium

Techniques Used: Machine
Pieced, Machine Quilted - Movable
Longarm

This was a fun quilt perfect for
decorating my house in the fall.

Is this quilt for sale? No



Hawaiian Garden

PM7

Design Inspiration: Keepsake catalogue

Made by: W. Lucia Petrarca

Quilted by: K&E Machine Quilting

Quilt Owner: W. Lucia Petrarca

Viewers' Choice Category: Pieced-Medium

Techniques Used: Machine Pieced, Machine Quilted - Movable Longarm

Colorful flowers and birds natives of Hawaii. A view of birds and flowers native of Hawaii.

Is this quilt for sale? Yes



BOM Blitz!

PM8

Design Inspiration: Kimberly Einmo designed this quilt for Janome of America

Made by: Melanie Dreike

Quilted by: Matt Randall

Quilt Owner: Melanie Dreike

Viewers' Choice Category: Pieced-Medium

Techniques Used: Machine Pieced, Machine Quilted - Stationary Longarm

Kimberly Einmo, National Spokesperson for Janome, was designing a Block of the Month and a friend and I decided to participate. We searched high and low for the box of fabric and rulers to begin. Long Beach Sew & Vac got them in for us and we got started. Photos were taken of the purchase and sent to Kimberly, masks and all, since this was a pandemic era quilt. This quilt was with the quilter for a long while as he moved then relocated. Now it is finally finished with a binding assist from Marie Cortez.

Is this quilt for sale? No



Kimberly Einmo BOM Blitz Quilt

PM9

Design Inspiration: Kimberly Einmo

Made by: Marie Cortez

Quilted by: Karen Kimmel

Quilt Owner: Marie Cortez

Viewers' Choice Category: Pieced-Medium

Techniques Used: Machine Pieced, Machine Quilted - Stationary Longarm

Kimberly Einmo taught this live class on the Janome Facebook pages during the Covid-19 pandemic. It was a supportive and encouraging way that we sewing enthusiasts were able to do something to keep us committed and having fun through this brand-new virtual medium.

Is this quilt for sale? No



Leftovers

PM10

Design Inspiration: Misty Doan of Missouri Star Quilt Company - Easy Tic Tac Toe Picnic Quilt

Made by: Gail Van Vranken

Quilted by: Janet Wingfield

Quilt Owner: Gail Van Vranken

Viewers' Choice Category: Pieced-Medium

Techniques Used: Machine Pieced, Machine Quilted - Movable Longarm

In the past 6 years I have made a lot of baby and charity quilts. Each had leftover fabric that I cut into 5" squares. When I saw Misty Doan's tutorial of this quilt I knew I found the perfect use for these squares. The best part was involving my 5-year-old twin grandchildren in the layout. They created each of the 16 patches and want to be quilters.

Janet Wingfield did the quilting and chose "Splat" for all the flies that will come to our picnics. I like the canvas back with all its positive family sayings. I've used frisbees for my playing pieces and sewed a bag to carry it. (The 1st thing I ever sewed was a gym bag in 7th grade). I've come full circle in my sewing.

Is this quilt for sale? No



Undersea Treasures

PM11

Design Inspiration: Alex Tsubota's Disney quilt

Made by: Julianna Nourayi

Quilted by: Julianna Nourayi

Quilt Owner: Darcey and Chris Peindl

Viewers' Choice Category: Pieced-Medium

Techniques Used: Machine Pieced, Machine Quilted - Domestic

I have made many One-Block Wonder quilts, but this was my first time using and integrating a panel quilt. This quilt went a step further by utilizing 3-D optical illusion blocks, some meant to pop out, others blending in. It is a companion quilt to Watery Window. Both quilts were a gift for my first granddaughter's nursery.

Is this quilt for sale? No



Summer Sampler 2020

PM12

Design Inspiration: @swimbikquilt
@lee.a.heinrich @freshlemonquilts

Made by: Bonnie Tigner

Quilted by: Bonnie Tigner

Quilt Owner: Bonnie Tigner

Viewers' Choice Category: Pieced-
Medium

Techniques Used: Machine Pieced, Paper
Pieced, Machine Quilted - Movable
Longarm, Back Art

The Summer Sampler 2020 was sponsored by Katie Blakesley, Lee Heinrich and Faith Jones. It was 16 blocks in 16 weeks. This was a scrap buster for me except for the white background fabric. I decided to do pinwheels on the sashing and ended up making 4 giant pinwheels for the backing. This has become one of my favorite quilts, because I ended up loving my color pallet of scraps and my giant pinwheel backing and the longarm quilting.

Is this quilt for sale? No



Gray and Pink HST BOM

PM15

Design Inspiration: Lee A Heinrich
@freshlypieced

Made by: Bonnie Tigner

Quilted by: Bonnie Tigner

Quilt Owner: Bonnie Tigner

Viewers' Choice Category: Pieced-Medium

Techniques Used: Machine Pieced, Paper
Pieced, Machine Quilted - Movable Longarm

This quilt is 100 percent constructed of half-square triangles. It was a block of the month sponsored by Lee Heinrich, @freshlypieced, to showcase her Perfect HSTs Templates which she sells on her website. If you like HST's, I would highly recommend that you purchase her templates which are paper pieced and enable you to make multiple HST's at a time with absolutely no trimming!!

Is this quilt for sale? No



Tall Tales

PM16

Design Inspiration: Guild block exchange inspired by member Valerie Mendenhall. Quilt pattern from "Baker's Dozen Doubled" by the late Mary Jane Hopkins.

Made by: Louise Davidson

Quilted by: Louise Davidson


Quilt Owner: Louise Davidson

Viewers' Choice Category: Pieced-Medium

Techniques Used: Machine Pieced, Machine Quilted - Domestic

Finding the Hopkins pattern allowed me to insert "books" in just the right number of empty blocks. This was a fun project. Thanks, Valerie!

Is this quilt for sale? No



Autumn Spotlight

PM17

Design Inspiration: The pattern is Spotlight designed by Kari Nichols.

Made by: Mary Plumley

Quilted by: Mary Plumley

Quilt Owner: Mary Plumley

Viewers' Choice Category: Pieced-Medium

Techniques Used: Machine Pieced, Machine Quilted - Domestic

The panel is Stonehenge Windswept by Northcott Fabrics and the beauty of the panel spoke to me expressing the season. The ombré fabric is a companion fabric as is the autumn leaf fabric.

Is this quilt for sale? No



My Smitten

PM18

Design Inspiration: Made from templates and pattern by Jen Kingwell

Made by: Linda Flynn

Quilted by: Linda Flynn

Quilt Owner: Linda Flynn

Viewers' Choice Category: Pieced-Medium

Techniques Used: Hand Pieced, Machine Quilted - Domestic

I made this quilt without knowing what I was getting into. It is hand pieced and made with hexagons that are fussy cut and somehow came together. It was inspired by my friends who both decided that we should do this. I am easily influenced.

Is this quilt for sale? No



Stormy

PM19

Design Inspiration: Beachcomber pattern in Fons & Porter magazine.

Made by: Nancy Valencia

Quilted by: Nancy Valencia


Quilt Owner: Nancy Valencia

Viewers' Choice Category: Pieced-Medium

Techniques Used: Machine Pieced, Machine Quilted - Domestic

I was intrigued by a couple of blue & white quilts I saw at the Long Beach Quilt Show. Our local quilting class decided to try what we learned was a "Storm at Sea" pattern for our quarterly project. Our teacher, Sylvia Davis, demonstrated variations in the patterns, and taught us the paper piecing techniques used.

Is this quilt for sale? No



Salem Wonky Witches Quilt Show PM21

Design Inspiration: Rachel Shelburne for Maywood Studio

Made by: Jane Childerhose

Quilted by: Robin Keller

Quilt Owner: Jane Childerhose

Viewers' Choice Category: Pieced-Medium

Techniques Used: Machine Pieced, Machine Quilted - Movable Longarm

Double, double toil and trouble! Gather up your favorite witches for a wonky quilt show this Halloween.

Is this quilt for sale? No



4-Patch Charmer

PM22

Design Inspiration: Fons & Porter's Quick + Easy Quilts

Made by: Linda Chow

Quilted by: Karen Kimmel

Quilt Owner: Linda Chow

Viewers' Choice Category: Pieced-Medium

Techniques Used: Machine Pieced, Machine Quilted - Movable Longarm

I saw a pattern in the Fons & Porter's Quick + Easy Quilts magazine that I thought would be a great kid's quilt. I found all the fabrics I needed in my stash to make it. The black print made the Hawaiian charm pack that I had stand out more. Of course Karen Kimmel's free motion quilting enhanced the quilt even more. I plan to enjoy this quilt and maybe gift it to someone who would enjoy it as much as I will.

Is this quilt for sale? No



Happy Valentine's Day Quilt

PM23

Design Inspiration: Inspired from a MSQ Pattern

Made by: Olivia Carnahan

Quilted by: TELAS member Yolie Barrozo

Quilt Owner: Olivia Carnahan

Viewers' Choice Category: Pieced-Medium

Techniques Used: Machine Pieced, Machine Quilted - Movable Longarm, Hand Embroidered

Made from an 8" square fabric exchange in 2023 with The East L.A. Stitchers. The quote from a Hammerstein lyric: "A bell is not a bell till you ring it. A song is not a song till you sing it. Love in your heart isn't put there to stay. Love isn't love till you give it away." It is said that this quote is from a hand-written inspirational note passed to the young actress portraying Maria in the play The Sound of Music

Is this quilt for sale? No



Colorful Cozy Cabins/Buyer's Remorse Redeemed

PM24

Design Inspiration: Quilt Kit, "Cabin Windows" designed by Susan Terpin, (c) Connecting Threads

Made by: Donna Bowker

Quilted by: Megan and Alexandra Tsubota, Sweet Pea Studio Quilting

Quilt Owner: Donna Bowker

Viewers' Choice Category: Pieced-Medium

Techniques Used: Machine Pieced, Machine Quilted - Movable Longarm

"Tidying" my quilting room one day I unearthed a kit I impulsively purchased online several years ago. When it arrived, I was disappointed in (1) the flannel fabric choices (dots and argyle patterns: what?) and (2) the assembly process, which called for a complicated-sounding partial seam. I was bemoaning my wasted purchase to my friend Alex, who encouraged me to give it a try. I worked my way step by step through the instructions and learned that the partial seams were not so complicated after all, and the unlikely/unlikable flannel fabrics were soft, cozy, and actually looked OK. A cleaning/quilting victory!

Is this quilt for sale? No



Chainlinks Stash

PM25

Design Inspiration: Ruth Ann Berry 2019
Quiltersclinic.com

Made by: Judy Platus

Quilted by: Robin Keller


Quilt Owner: Judy Platus

Viewers' Choice Category: Pieced-Medium

Techniques Used: Machine Pieced, Machine
Quilted - Movable Longarm

Pieced triangles are all the same size and are
assembled in vertical columns before they
are sewn together vertically. It is a study in
values to create a 3D effect.

Is this quilt for sale? No



A Tisket, A Tasket An Ode to Ella PM26

Design Inspiration: Piecing instructions from Alex Anderson, TQS.

Made by: Ann Sadler

Quilted by: Eleanor Johnson

Quilt Owner: Ann Sadler

Viewers' Choice Category: Pieced-Medium

Techniques Used: Machine Pieced, Machine Quilted - Movable Longarm

Alex Anderson of THE QUILT SHOW did an online class in precision piecing of baskets. Then the challenge was for the student to arrange the baskets (as many as one chose to make) into an orderly quilt top. This was not an easy task for me, but I learned a great deal after several weeks of adding, subtracting, rearranging, and finally accepting. Glad it's done!

Is this quilt for sale? No



Mad Hatter's Tea Party PM28

Design Inspiration: Janet Wecker Frisch Panels

Made by: Sandy Gravatt

Quilted by: Eleanor Johnson

Quilt Owner: Sandy Gravatt

Viewers' Choice Category:
 Pieced-Medium

Techniques Used: Machine Pieced, Machine Quilted - Movable Longarm

My 1st quilt using parts of panels. It took a long time because the panels are always wonky. I love it!

Is this quilt for sale? No



Category:
Pieced Large



The Winners



“Awakening Journey” Aleda Sebenick



Awakening Journey

PL2

Design Inspiration: Mandala Symbol**Made by:** Aleda Sebenick**Quilted by:** Aleda Sebenick**Quilt Owner:** Aleda Sebenick**Viewers' Choice Category:** Pieced-Large**Techniques Used:** Paper Pieced

The inspiration for this quilt is the symmetry of the mandala, a symbol of the universe. One normally reads the symbol from the outside to the center. I designed this quilt as the center being the universe radiating outward from chaos to the human sense of order. Before starting construction, I made a digital mockup of the quilt on my computer using the Electric Quilt (EQ) program and several New York beauty blocks. This application allows you to upload photos of the fabrics you plan to use in your quilt blocks. It took a lot of trial and error to manipulate straight edge blocks into the circular sense of the mandala signifying a sense of one. From EQ you can print out templates to construct the blocks. My preference is to use freezer paper technique instead of foundation paper piecing. I repeated the fabrics in the borders as a connection between our world and universal truths. However, sensing or meditating on any mandala is very personal and each time I view this quilt I feel something has shifted from my previous impressions. I encourage viewers to their own intuitive sense of the "Awakening Journey".

Is this quilt for sale? No

“Mandala”
Sandy Gravatt



Mandala

PL11

Design Inspiration: Sue Garman pattern

Made by: Sandy Gravatt

Quilted by: Eleanor Johnson

Quilt Owner: Sandy Gravatt

Viewers' Choice Category: Pieced-Large

Techniques Used: Machine Pieced, Paper Pieced, Machine Quilted - Movable Longarm

This is my 1st attempt at paper piecing. I hadn't been quilting very long and I saw a Sue Garman quilt and thought "how hard is that?" Ha! It took me a while, but I love the way it turned out!

Is this quilt for sale? No



“Rainbow Hosta” Kellie Rollo-Fireman



Rainbow Hosta

PL6

Design Inspiration: Rainbow Hosta Queen by Judy Neimeyer

Made by: Kellie Rollo-Fireman

Quilted by: Kellie Rollo-Fireman

Quilt Owner: Kellie Rollo-Fireman

Viewers' Choice Category:

Pieced-Large

Techniques Used: Machine Pieced, Paper Pieced, Machine Quilted - Movable Longarm

This is a Queen size paper pieced bed quilt. It was originally going to be made a little bigger to go on my king bed at home, but I realized how light the fabrics are in it. My dog sleeps on my bed and she's a digger, so this is going on my bed at my ski condo instead!

Is this quilt for sale? No



“Zig Zag” Vivian Ruddy



Zig Zag

PL22

Design Inspiration: Fast Forward by Jaybird Quilts

Made by: Vivian Ruddy

Quilted by: Karen Kimmel

Quilt Owner: Vivian Ruddy

Viewers' Choice Category: Pieced-Large

Techniques Used: Machine Pieced,
Machine Quilted - Movable Longarm,
Back Art

This colorful quilt was pieced with 2 1/2
" precut strips It was a fun quilt to make.

Is this quilt for sale? No



My First Sampler

PL3

Design Inspiration: Lori Holt - Vintage Block Series

Made by: Rachelle Lacroix

Quilted by: Rachelle Lacroix

Quilt Owner: Rachelle Lacroix

Viewers' Choice Category: Pieced-Large

Techniques Used: Machine Pieced,
Machine Quilted - Stationary Longarm

This was made during the lockdown and
my first sampler quilt.

Is this quilt for sale? No



Bali Bliss

PL4

Design Inspiration: Pattern:
Roundabout by Jordan Fabrics

Made by: Rachelle Lacroix

Quilted by: Rachelle Lacroix

Quilt Owner: Rachelle Lacroix

Viewers' Choice Category: Pieced-Large

Techniques Used: Machine Pieced,
Machine Quilted - Stationary Longarm

Loved the circles that appear when you
put the pieces together.

Is this quilt for sale? No



Rise and Shine, Alice!

PL5

Design Inspiration: Tula Pink's "Rise and Shine" kit

Made by: Ruth Gilliland

Quilted by: Melissa of Sew Shabby Quilting

Quilt Owner: Ruth Gilliland

Viewers' Choice Category: Pieced-Large

Techniques Used: Paper Pieced,
Machine Quilted - Movable Longarm

I have a spare room with an antique bed that is done in an Alice in Wonderland theme. I love the colors and prints of Tula Pink - wild and crazy! I began collecting fabrics from Tula Pink's "Curiouser and Curiouser" line. These fabrics were augmented into the "rise and Shine" kit. The quilt is entirely foundation paper pieced (I love this technique). My machine quilting is still in the early stages so it was quilted by Sew Shabby Quilting in Utah.

Is this quilt for sale? No



Moorish Star

PL7

Design Inspiration: Drunkard's Path from Ruby McKim's 101 Patchwork Patterns, set in concentric circles.

Made by: Louise Davidson

Quilted by: Louise Davidson

Quilt Owner: Louise Davidson

Viewers' Choice Category: Pieced-Large

Techniques Used: Hand Pieced, Hand Quilted

I made this intending for a small quilt, but the thing kept growing as I went along, so I kept going until I ran out of fabric.

Is this quilt for sale? No



The Beauty of Bees

PL8

Design Inspiration: Rose Ann Cook

Made by: Hovette Ellis

Quilted by: Karen Kimmell


Quilt Owner: Hovette Ellis

Viewers' Choice Category: Pieced-Large

Techniques Used: Machine Pieced,
Machine Quilted - Moveable Longarm

I fell in love with this fabric line by Loralie Harris because of the bees. When I found the quilt pattern in the August 2013 publication of American Patchwork & Quilting, I instantly knew they were a perfect match.

Is this quilt for sale? No



Technicolor Infinity

PL9

Design Inspiration: Designer: Ruth Ann Berry, Quilter's Clinic, Fife Lake, Michigan

Made by: Eva Killingsworth

Quilted by: Eva Killingsworth

Quilt Owner: Eva Killingsworth

Viewers' Choice Category: Pieced-Large

Techniques Used: Machine Pieced, Machine Quilted - Domestic

I've always avoided quilt kits because I like to think the quilt I've made is one-of-a-kind. I saw this one at the Long Beach International Quilt Show though, and it called out to me, so I had to give it a try.

Is this quilt for sale? No



Nordic Star

PL10

Design Inspiration: Candy Deming

Made by: Candy Deming/Maryjane Sherry

Quilted by: Eleanor Johnson - Las Vegas, Nevada

Quilt Owner: Maryjane Sherry

Viewers' Choice Category: Pieced-Large

Techniques Used: Hand Pieced, Machine Pieced, Machine Quilted - Stationary Longarm

The quilt top was given to me by my friend Candy Deming who gave up quilting. Most of the top was hand pieced by her. I finished up a few of the blocks and then put it together, so part of it is hand pieced and the other machine pieced. It's a beautiful quilt and I think of my friend Candy every time I see it.

Is this quilt for sale? No



Seeing Spots

PL12

Design Inspiration: Seeing Spots - Missouri Star Quilt

Made by: Maryjane Sherry

Quilted by: Hearts and Stars (Cindy Salerno) Las Vegas Nevada

Quilt Owner: Maryjane Sherry

Viewers' Choice Category: Pieced-Large

Techniques Used: Machine Pieced, Machine Quilted - Stationary Longarm

I fell in love with the Tula Pink Lineworks fabric line - I was fascinated how she incorporated the animals into the fabric pattern. This pattern was a variation of a Tula Pink Kit using a hexagon template. It was fun to make and I was pleased with the results.

Is this quilt for sale? No



Bountiful Batiks

PL13

Design Inspiration: Bodacious Batiks by Jeannette Bryant

Made by: Maryjane Sherry

Quilted by: Eleanor Johnson - Las Vegas, Nevada

Quilt Owner: Maryjane Sherry

Viewers' Choice Category: Pieced-Large

Techniques Used: Machine Pieced, Machine Quilted - Stationary Longarm

My first quilting class at AAA Sewing was making a variation of this quilt using 26 different batiks. I liked the pattern so much I wanted to make another using only blue batiks and this is the result - I kept calling the quilt Bountiful Batiks but realized the actual pattern was Bodacious Batiks.

Is this quilt for sale? No



Starry Gatherings**PL14**

Design Inspiration: This is a Krista Moser pattern called Vintage Windmills. She taught this pattern in a 2023 SBQG workshop.

Made by: PJ Kytlica

Quilted by: Quilted by Belinda Evans, owner of the Bear Country Quilts store in Big Bear Lake, CA


Quilt Owner: PJ Kytlica

Viewers' Choice Category: Pieced-Large

Techniques Used: Machine Pieced, Machine Quilted - Movable Longarm

This quilt pattern looked hard... It isn't. Using the 60 deg. diamond ruler by Creative Grids, and the pattern designed by Krista Moser, the process is easy, and the points and pieces come together like magic. Krista saw windmills in her design, and given my choice of fabrics, I see stars in mine. The navy fabric with the stars has a quote on the binding... "One Flag, One Land, One Heart, One Nation, Evermore ... Oliver Wendell Holmes". How inspiring.

Is this quilt for sale? No



Heartfelt

PL15

Design Inspiration: Various designers for Fat Quarter Shop charity quilt-along

Made by: Nancy Valencia

Quilted by: Robin Keller

Quilt Owner: Nancy Valencia

Viewers' Choice Category: Pieced-Large

Techniques Used: Machine Pieced, Machine Quilted - Stationary Longarm

The Heartfelt quilt patterns came as part of a charity quilt-along benefitting the Make-a-Wish Foundation. I participated in the event along with a few others from my local quilting class. I tried to use up a lot of leftover fabric.

Is this quilt for sale? No



Exploding Heart

PL16

Design Inspiration: Laura Piland of
Slice of Pi Quilts

Made by: Jane Childerhose

Quilted by: Robin Keller

Quilt Owner: Jane Childerhose

Viewers' Choice Category: Pieced-Large

Techniques Used: Machine Pieced,
Machine Quilted - Movable Longarm

Making the Exploding Heart quilt was a chance to work with the AccuQuilt and to make something for my cousin's 80th birthday! Hopefully she gets it before her 83rd birthday.

Is this quilt for sale? No



Exploding Heart

PL17

Design Inspiration: Designed by Laura Piland, Slice of Pi Quilts

Made by: Louise Davidson

Quilted by: Louise Davidson

Quilt Owner: Louise Davidson

Viewers' Choice Category: Pieced-Large

Techniques Used: Hand Pieced,
Machine Pieced, Hand Quilted, Machine
Quilted - Domestic

My ongoing love affair with half-square triangles has met its match. Hand-piecing the blocks made for a great take-along project for 2 years.

Is this quilt for sale? No



Anniversary Blessings

PL18

Design Inspiration: Original Design

Made by: Mary Shadbourne

Quilted by: Mary Shadbourne

Quilt Owner: Karie & Demian DeForest

Viewers' Choice Category: Pieced-Large

Techniques Used: Machine Pieced,
Machine Quilted - Stationary Longarm,
Back Art

This was originally intended to be a wedding quilt (they were married on The Day of the Dead), but years in the making, it turned out to be an anniversary quilt instead!

Is this quilt for sale? No



A Garden of Stars

PL19

Design Inspiration: Tennessee Waltz
by Eleanor Burns

Made by: Carol Berg

Quilted by: Carol Berg

Quilt Owner: Carol Berg

Viewers' Choice Category: Pieced-Large

Techniques Used: Machine Pieced,
Machine Quilted - Stationary Longarm

The butterfly print was one of those fabrics. I held onto it for several years and didn't want to cut it. When my nephew's girlfriend told me her favorite colors, I knew she would really appreciate the colors in the butterfly print. The Tennessee Waltz pattern shows off the print in the larger spaces of the snowball block. She will get the quilt very soon!

Is this quilt for sale? No



Lucky Me!

PL20

Design Inspiration: Pattern

Made by: An anonymous quilter did most of the work. I just put the blocks together and added the borders!

Quilted by: Alexandra and Megan Tsubota

Quilt Owner: Pam Overton

Viewers' Choice Category: Pieced-Large

Techniques Used: Machine Pieced, Machine Quilted - Movable Longarm

This quilt was offered at a guild auction and the fabric colors caught my eye. Happily, I was the lucky winner. The blocks were done. The inset triangles were cut. The inner and outer borders were provided as well as the backing. All I had to do was assemble the blocks and add the borders.

Unfortunately, I don't know who donated the unfinished quilt kit to the guild. If I did, I would congratulate her/him on a job well done. The blocks were accurately pieced so the quilt went together easily. Best \$45 I've ever spent!

Is this quilt for sale? No



Busy Bees

PL21

Design Inspiration: Four Patch Lattice - Missouri Star Quilt

Made by: Maryjane Sherry

Quilted by: Eleanor Johnson - Las Vegas Nevada

Quilt Owner: Maryjane Sherry

Viewers' Choice Category: Pieced-Large

Techniques Used: Machine Pieced, Machine Quilted - Stationary Longarm

I saw a video of Jenny Doan from Missouri Star Quilt Company making this quilt. The fabric was so bright and cheerful, that I wanted to try it. It's made from 5" squares and the fabric is called Bee Creative by Moda. Using black for the lattice makes the yellows in the quilt really stand out. The pattern itself is a four-patch lattice that looks complicated.

Is this quilt for sale? No



Queen of We'en

PL23

Design Inspiration: Janet Wecker Frisch panels

Made by: Sandy Gravatt

Quilted by: Eleanor Johnson

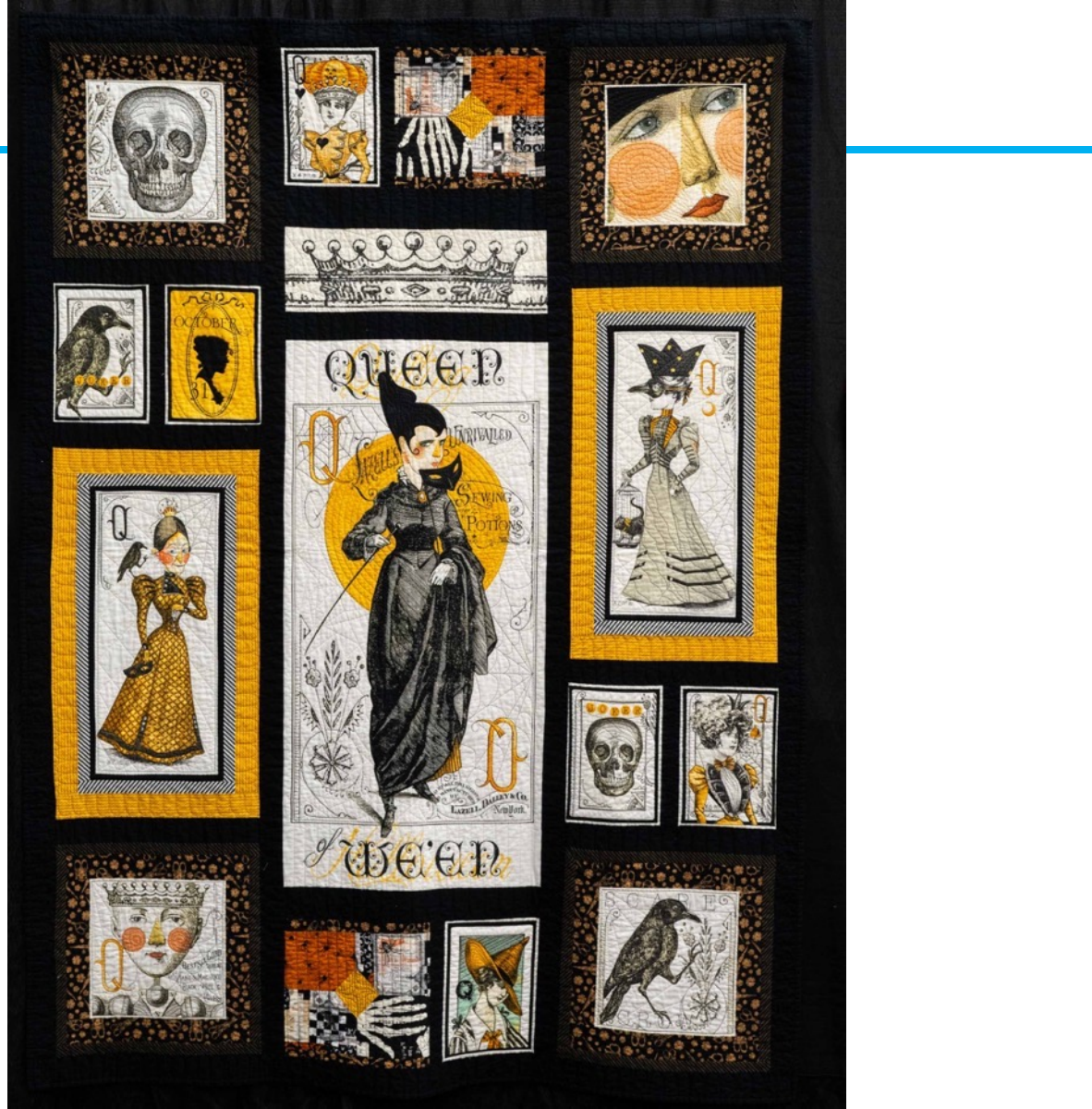
Quilt Owner: Andrea Musick

Viewers' Choice Category: Pieced-Large

Techniques Used: Machine Pieced,
Machine Quilted - Movable Longarm

Janet Wecker Frisch panels cut up and re-purposed to make this quilt. Yes, it's past Halloween but the quilt is fun!

Is this quilt for sale? No



Vintage Windmills

PL24

Design Inspiration: Pattern by Krista Moser

Made by: Alexandra Tsubota

Quilted by: Alexandra Tsubota


Quilt Owner: Alexandra Tsubota

Viewers' Choice Category: Pieced-Large

Techniques Used: Machine Pieced,
Machine Quilted - Movable Longarm

Krista spoke at our guild and I was so inspired by her lecture, that I signed up for the class after the meeting. It was a wonderful class and this quilt is the result.

Is this quilt for sale? No



Between Hat and Horse

PL25

Design Inspiration: No Pattern Used

Made by: Margaret Hurley

Quilted by: Karen Kimmel

Quilt Owner: Margaret Hurley

Viewers' Choice Category: Pieced-Large

Techniques Used: Machine Pieced,
Machine Quilted - Movable Longarm

This quilt was made for my husband
who loves Westerns

Is this quilt for sale? No



Sandie's Weekend Trip

PL26

Design Inspiration: Giant Dahlia pattern published 1935 & 1983

Made by: Andrea Kowalski

Quilted by: Andrea Kowalski

Quilt Owner: Andrea Kowalski

Viewers' Choice Category: Pieced-Large

Techniques Used: Machine Pieced,
Machine Quilted - Domestic, Back Art

This was a fun quilt to make. The design reminded me of an old-timey circus big top. I challenged myself to use only scrap & thrifted fabrics in my stash. As the quilt came together, I kept thinking about my friend Sandie, who loves county fairs, parties, jam band concerts and is also the best escrow officer I know. This quilt is dedicated to her and weekend respite from the demands of work during the week. There's also an interesting panel print on the back of the quilt!

Is this quilt for sale? No



Kaleidoscope

PL27

Design Inspiration: Brenda Henning

Made by: Bonnie Blahut

Quilted by: Robin Keller

Quilt Owner: Bonnie Blahut

Viewers' Choice Category: Pieced-Large

Techniques Used: Machine Pieced,
Machine Quilted - Stationary Longarm

This has been an unfinished quilt. I started this quilt about 8 years ago as a gift. When I was assembling it, it was not coming together as I wanted. So, the quilt was put away on the shelf. This year decided either I was going to find new home for the quilt or I was going to finish it. I am glad chose to finish the quilt and I am happy with the results.

Is this quilt for sale? No



City Lights

PL28

Design Inspiration: Traditional star pattern with Kaffe Fassett fabric and dark background

Made by: Mary Gould

Quilted by: Karen Kimmel

Quilt Owner: Mary Gould

Viewers' Choice Category: Pieced-Large

Techniques Used: Machine Pieced,
Machine Quilted - Movable Longarm

A traditional star pattern combined with modern fabric choices.

Is this quilt for sale? No



Spicy Meatball

PL29

Design Inspiration: Giant Dahlia from
The Quick and Easy Giant Dahlia Quilt by
Murwin & Payne

Made by: Jen Foti

Quilted by: Jen Foti

Quilt Owner: Jen Foti

Viewers' Choice Category: Pieced-Large

Techniques Used: Machine Pieced,
Machine Quilted - Domestic

My Quilting Comrade, Andrea Kowalski found a pristine copy of Murwin & Payne's classic Dover Publication at our favorite store- SAVERS! Always up for a challenge, I imagined it in hot, bold colors that practically pulse floating in black space and I had all the mostly vintage fabric in my stash.

I give you, The Spicy Meatball.

Is this quilt for sale? No



Chairman's Choice Winners

“Oh My Stars!”
Carol Berg



Oh My Stars!

PM20

Design Inspiration: All Stars by Eleanor Burns

Made by: Carol Berg

Quilted by: Carol Berg

Quilt Owner: Carol Berg

Viewers' Choice Category: Pieced-Medium

Techniques Used: Machine Pieced, Paper Pieced, Machine Quilted - Stationary Longarm

When taking a Guild Workshop on the Feathered Star several years ago I completed it then surrounded it with stars, from Eleanor Burns' "All Stars" book. It sat for a while waiting to be quilted.

Is this quilt for sale? No



Category: Pieced Medium

“Jeffers Family Tree” Erica Phillips



Jeffers Family Tree**PL1**

Design Inspiration: My
Grandma - Jeannette
Schmidt

Made by: Erica Phillips

Quilted by: Erica Phillips

Quilt Owner: Erica Phillips

Viewers' Choice Category:
Pieced-Large

Techniques Used: Machine
Pieced, Machine Quilted -
Domestic

This quilt was inspiration
from my paternal
grandmother who was
making a family tree with of
my father's side. I decided to
do one for my mother's side
of the family and was so
amazed by the number of
family members there were.

Is this quilt for sale? No



**Category: Pieced
Large**

Sunday Quilts







Quilt Show Photos





In Memoriam: Bernadette Grinnell

Bernadette A. Grinnell
July 25, 1930 - June 18, 2023

Bernadette Grinnell was a long-time member of the South Bay Quilters Guild. She was one of the founding members of the guild when it was first formed in 1979.

Bernadette Grinnell and Doralee Uruburu were the first two guild members to be honored as “Lifetime Members,” an award given to members who are continuous members in the guild for at least 10 years and who contribute significantly to the guild by participating in various philanthropic activities and serving on the Board.

Bernadette volunteered consistently for the Quilt Show, among other activities. Bernadette and her husband, Alan, designed the PVC frame system we used for the quilt show for 20 years. In the early days, volunteers spent countless hours preparing the layout and Bernadette was central to these efforts.

Bernadette participated in multiple sewing groups with guild members and other friends. There were several independent groups in the guild for members to socialize and sew for community service or their own projects. One Friendship Group, the Sunshine Stitchers, included members Helen Carson, Pat Gmoser, Joyce Hannestad, Dorothy Smith, Doralee Uruburu, Pat Yee, and Vicki Young. They met monthly and the quilts they made were donated to the Foundation for the Junior Blind. The Sunshine Stitchers still meet monthly and make charity quilts.

Bernadette had a weekly group of ladies, some of whom are not members of the guild. Bernadette was also a member of Irene Hopkins’ monthly “Applique Study Group,” which also included Olivia Carnahan, Helen Carson, Marilyn Pound, Dorothy Smith, and Doralee Uruburu. Bernadette and her husband retired to Connecticut where they could be closer to family. As a Lifetime Member, she remained a member until her passing.

The quilts featured here were curated by Sydne Yanko-Jongbloed from private collections. Most of the quilts were made by Bernadette; two were made by Bernadette and her friends. They illustrate the range of her talents, including examples of quilt design, and hand and machine piecing and quilting.

In Memoriam: Bernadette Grinnell (2)

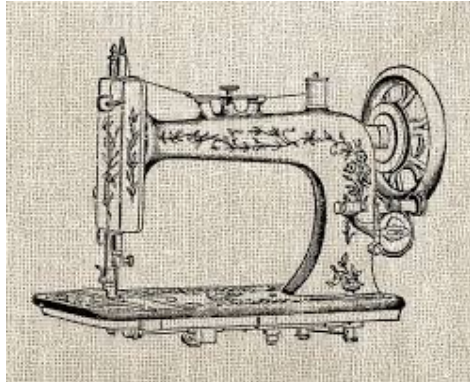


Special Exhibit: Vintage Sewing Machines and Quilts

VINTAGE SEWING MACHINES

from 1901 to 1980s

*Curated from the Private Collections of our Members:
Rachelle Lacroix & Lynn Abelson*



VINTAGE QUILTS

from 1860s to 1940s

*Curated from the Private Collections of our Members:
Erica Phillips, Mary Shadbourne,
Alicia Solis, & Robyn Wilkes*

Special Exhibit: Vintage Sewing Machines and Quilts



Quilts pictured:

Grandmother's Flower Garden (Robyn Wilkes), Water Lilies (Robyn Wilkes), Snails Trails (Mary Shadbourne)

Special Exhibit: Vintage Sewing Machines and Quilts



Quilts pictured (above):
Postage Stamp (Alicia Solis), Crazy Quilt (Erica Phillips)



Quilts pictured (right):
Nine Patch on Point (Alicia Solis), Nine-Patch/Churn Dash:
Mary Shadbourne